



Journal Citation Reports(JCR) User Guide

Customer Success Team, 2025.10

목차

1. Journal Citation Reports 소개
2. JCR 활용하기
3. Browse Journals
4. Journal profile
5. Browse Categories
6. Browse Publishers
7. Browse Countries/Regions
8. JCR 주요 Indicator
9. Guided Tours 활용하기
10. Master Journal List
11. 도움말

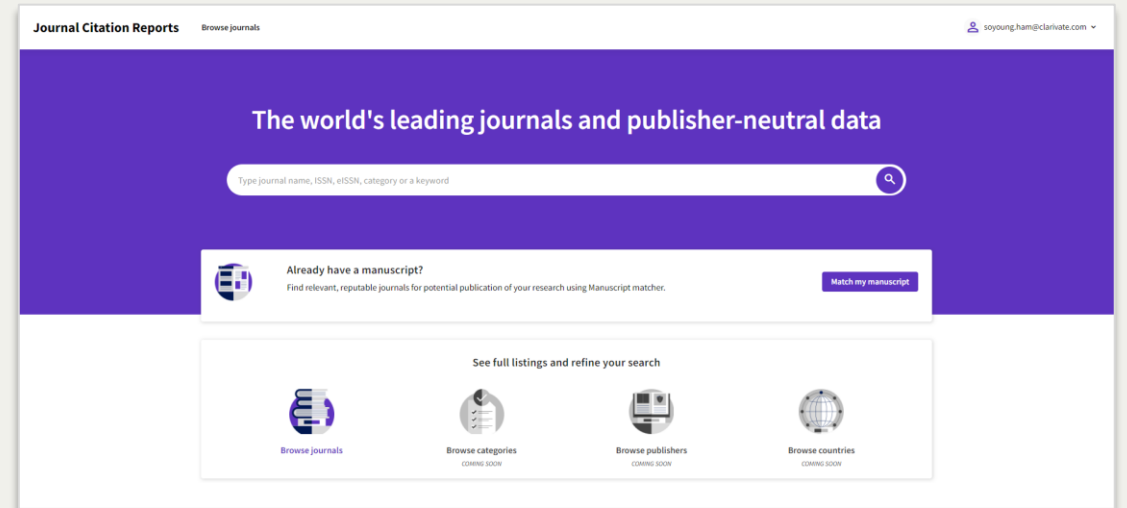
1. Journal Citation Reports (JCR) 소개

Journal Citation Reports(JCR)이란?

저널의 성과를 비교/분석할 수 있는 데이터베이스

Web of Science 핵심 컬렉션의 인용데이터를
기반으로 하고 있음

- Journal Impact Factor(JIF)를 포함한 저널의
고유의 평가지수를 활용하여 저널 분석
- 매년 새로운 버전의 JCR을 발표
- JCR에 포함된 색인
 - SCIE (Science Citation Index Expanded)
 - SSCI (Social Sciences Citation Index)
 - AHCI (Arts & Humanities Citation Index)
 - ESCI (Emerging Source Citation Index)



2. JCR 활용하기

JCR 등록하기

The screenshot shows the Journal Citation Reports website. At the top left is the logo "Journal Citation Reports™". Navigation links include "Journals", "Categories", "Publishers", and "Countries/Regions". On the top right, there are "Sign In" and "Register" buttons. A callout box points to the "Register" button with the text "Email로 JCR 등록" and a bullet point: "Clarivate의 제품은 하나의 아이디로 로그인 가능하며, Web of Science, EndNote, InCites의 아이디로 로그인". Below the navigation is a large purple banner with the text "The world's leading journals and publisher-neutral" and a search input field with the placeholder "Journal name/abbreviation, ISSN/eISSN, category, publisher, country/region". Below the banner is a white box with the heading "Already have a manuscript?" and a "Match my manuscript" button. At the bottom, there is a section titled "See full listings and refine your search by" with four icons and labels: "Journals", "Categories", "Publishers", and "Countries/Regions".

Journal Citation Reports™ Journals Categories Publishers Countries/Regions Sign In Register

The world's leading journals and publisher-neutral

Journal name/abbreviation, ISSN/eISSN, category, publisher, country/region

Email로 JCR 등록

- Clarivate의 제품은 하나의 아이디로 로그인 가능하며, Web of Science, EndNote, InCites의 아이디로 로그인

Already have a manuscript? Find relevant, reputable journals for potential publication of your research using Manuscript matcher. Match my manuscript

See full listings and refine your search by

Journals Categories Publishers Countries/Regions

Match my manuscript

The screenshot displays the Journal Citation Reports website interface. At the top, the navigation bar includes 'Journal Citation Reports™', 'Journals', 'Categories', 'Publishers', and 'Countries/Regions'. On the right side of the navigation bar, there are links for 'My favorites' and a user profile for 'Jieun Kim'. The main header area is purple and features the text 'The world's leading journals and publisher-neutral data'. Below this is a search bar with the placeholder text 'Journal name/abbreviation, ISSN/eISSN, category, publisher, country/region' and a search icon. A white box highlights the 'Match my manuscript' button, which is located in the 'Already have a manuscript?' section. This section includes an icon of a document and the text 'Already have a manuscript? Find relevant, reputable journals for potential publication of your research using Manuscript matcher.' Below this section, there is a section titled 'See full listings and refine your search by' with four icons representing 'Journals', 'Categories', 'Publishers', and 'Countries/Regions'. A callout box with Korean text '클릭 시 Master Journal List로 Direct 됨' (Click to go directly to Master Journal List) points to the 'Match my manuscript' button.

Journal Citation Reports™ Journals Categories Publishers Countries/Regions My favorites Jieun Kim

The world's leading journals and publisher-neutral data

Journal name/abbreviation, ISSN/eISSN, category, publisher, country/region

Match my manuscript

Already have a manuscript?
Find relevant, reputable journals for potential publication of your research using Manuscript matcher.

See full listings and refine your search by

- Journals
- Categories
- Publishers
- Countries/Regions

클릭 시 Master Journal List로 Direct 됨

3. Browse Journals

Browse journals

The screenshot shows the Journal Citation Reports website. At the top, there is a navigation bar with 'Journal Citation Reports™' on the left and 'Journals', 'Categories', 'Publishers', and 'Countries/Regions' in the center. On the right, there are links for 'My favorites' and a user profile for 'Jieun Kim'. Below the navigation bar is a large purple banner with the text 'The world's leading journals and publisher-neutral data'. Underneath the banner is a search bar with the placeholder text 'Journal name/abbreviation, ISSN/eISSN, category, publisher, country/region' and a magnifying glass icon. Below the search bar is a section titled 'Already have a manuscript?' with a subtext 'Find relevant, reputable journals for potential publication of your research using Manuscript matcher.' and a 'Match my manuscript' button. Below this is a section titled 'See full listings and refine your search by' with four icons: 'Journals' (a stack of books), 'Categories' (a checklist), 'Publishers' (a laptop), and 'Countries/Regions' (a globe). There are two callout boxes: one on the left titled 'Browse journals' with a bullet point 'Journal Impact Factor를 포함한 평가지표 등 저널의 자세한 정보 검색' pointing to the 'Journals' icon, and one on the right titled '저널 검색' with a bullet point '저널명, ISSN, Category 검색' pointing to the search bar.

Journal Citation Reports™ Journals Categories Publishers Countries/Regions My favorites Jieun Kim

The world's leading journals and publisher-neutral data

Journal name/abbreviation, ISSN/eISSN, category, publisher, country/region

Already have a manuscript?
Find relevant, reputable journals for potential publication of your research using Manuscript matcher. Match my manuscript

See full listings and refine your search by

- Journals
- Categories
- Publishers
- Countries/Regions

Browse journals

- Journal Impact Factor를 포함한 평가지표 등 저널의 자세한 정보 검색

저널 검색

- 저널명, ISSN, Category 검색

Browse journals

Journal Citation Reports™ Journals Categories Publishers Countries/Regions

My favorites Jieun Kim

로그인 정보

21,428 journals

저널 검색

Journal name/abbreviation, ISSN/eISSN, category, publisher, country/region

특성별 Indicator 설정

표 다운로드

Indicator 설정

필터

저널의 평가지표 표

Indicators: Default

Journal name	ISSN	eISSN	Category	Total Citations	2021 JIF	JIF Quartile	2021 JCI	
<input type="checkbox"/> CA-A CANCER JOURNAL FOR CLINICIANS	0007-9235	1542-4863	ONCOLOGY - SCIE	61,124	286.130	Q1	76.09	98.80 %
<input type="checkbox"/> LANCET	0140-6736	1474-547X	MEDICINE, GENERAL & INTERNAL - SCIE	403,221	202.731	Q1	21.81	22.12 %
<input type="checkbox"/> NEW ENGLAND JOURNAL OF MEDICINE	0028-4793	1533-4406	MEDICINE, GENERAL & INTERNAL - SCIE	506,069	176.079	Q1	22.26	0.00 %
<input type="checkbox"/> JAMA-JOURNAL OF THE AMERICAN MEDICAL ASSOCIATION	0098-7484	1538-3598	MEDICINE, GENERAL & INTERNAL - SCIE	242,479	157.335	Q1	10.32	1.49 %
<input type="checkbox"/> NATURE REVIEWS MOLECULAR CELL BIOLOGY	1471-0072	1471-0080	CELL BIOLOGY - SCIE	Multiple ^	113.915	Q1	8.39	2.16 %
<input type="checkbox"/> NATURE REVIEWS DRUG DISCOVERY	1474-1776	1474-1784	Multiple v	BIOTECHNOLOGY & APPLIED MICROBIOLOGY - SCIE	112.288	Q1	9.68	1.69 %
				PHARMACOLOGY & PHARMACY - SCIE				

Clarivate™

Browse Journals > Filter

Journal Citation Reports™ Journals Categories Publishers Countries/Reg

21,428 journals

Journal name/abbreviation, ISSN/eISSN, Category

Filter

필터버튼 클릭

Journal name	ISSN	eISSN	Category
<input type="checkbox"/> CA-A CANCER JOURNAL FOR CLINICIANS	0000-1489	1542-4863	ONCOLOGY - SCIE
<input type="checkbox"/> LANCET	0140-6736	1474-547X	MEDICINE, GENERAL & INTERNAL - SCIE
<input type="checkbox"/> NEW ENGLAND JOURNAL OF MEDICINE	0028-4793	1533-4406	MEDICINE, GENERAL & INTERNAL - SCIE
<input type="checkbox"/> JAMA - JOURNAL OF THE AMERICAN MEDICAL ASSOCIATION	0098-7484	1538-3597	MEDICINE, GENERAL & INTERNAL - SCIE
<input type="checkbox"/> NATURE REVIEWS MOLECULAR CELL BIOLOGY	1471-0072	1471-0072	MEDICINE, GENERAL & INTERNAL - SCIE
<input type="checkbox"/> NATURE REVIEWS DRUG DISCOVERY	1474-1776	1474-1776	MEDICINE, GENERAL & INTERNAL - SCIE

JIF, JCI 등 최소/최대치 설정

From 0.0 To 100.0

Search categories (Web of Science)

Search

- Acoustics
- Agricultural Economics & Policy
- Agricultural Engineering
- Agriculture, Dairy & Animal Science
- Agriculture, Multidisciplinary
- Agronomy
- Allergy
- Anatomy & Morphology
- Andrology
- Anesthesiology
- Literary Theory & Criticism
- Literature
- Literature, African, Australian, Canadian
- Literature, American
- Literature, British Isles
- Literature, German, Dutch, Scandinavian
- Literature, Romance
- Literature, Slavic
- Logic

Citation Index

Filter on specific editions of the Web of Science Core Collection. By default, all are selected.

- Science Citation Index Expanded (SCIE)
- Social Science Citation Index (SSCI)
- Arts & Humanities Citation Index (AHCI)
- Emerging Sources Citation Index (ESCI)

Reset Apply

Browse Journals > Indicator

Publishers Countries/Regions

My favorites Jieun Kim

Search by name/abbreviation, ISSN/eISSN, category, publisher, country/region

Copy query link Export

Indicators: Default

- Default
- Impact
- Normalized
- Source
- Custom

Indicator	What is included?
Default	Total Citation, 2020 JIF, 2020 JCI, JIF Quartile, % of OA Gold
Impact	Total Citation, 2020 JIF, 5 year JIF, JIF without Self Cites, Immediacy Index
Normalized	2020 JCI, Eigenfactor, Normalized Eigenfactor, Article Influence Score, JIF Percentile / Quartile
Source	Citable Item, % of articles in Citable items, Cited/Citing Half-life, Total articles, % of OA Gold

Category	Total Citations	2021 JIF	JIF Quartile	2020 JCI	% of OA Gold
ONCOLOGY - SCIE	61,124	286.130	Q1	10.32	1.49 %
MEDICINE, GENERAL & INTERNAL - SCIE	403,221	202.731	Q1	8.39	2.16 %
MEDICINE, GENERAL & INTERNAL - SCIE	506,069	176.079	Q1		
MEDICINE, GENERAL & INTERNAL - SCIE	242,479	157.335	Q1		
CELL BIOLOGY - SCIE	66,072	113.915	Q1		

Browse Journals > Customize

Clarivate Products

Journal Citation Reports Browse journals Browse categories My favorites Donghyun.Kim@Clarivate.com

20,994 journals

Journal name, JCR abbreviation, ISSN, eISSN or catr

Indicators: Default **1** Customize

Journal name	ISSN	eISSN	Category	Citations	2020 JIF	JIF Quartile	2020 JCI
<input type="checkbox"/> CA-A CANCER JOURNAL FOR CLINICIANS	0007-9235	1542-4863	ONCOLOGY - SCIE	,868	508.702	Q1	77.64
<input type="checkbox"/> NATURE REVIEWS MOLECULAR CELL BIOLOGY	1471-0072	1471-0080	CELL BIOLOGY - SCIE	,477	94.444	Q1	7.01

목적에 맞게 indicator를 선택

2

Impact Metrics	Normalized Metrics	Source Metrics
<p>Metrics focused on the citation impact of the journals.</p> <input checked="" type="checkbox"/> Total Citations <input checked="" type="checkbox"/> 2021 JIF <input type="checkbox"/> JIF Rank <input type="checkbox"/> 5 Year JIF <input type="checkbox"/> JIF Without Self Cites <input type="checkbox"/> Immediacy Index	<p>Metrics that have been adjusted mathematically to a particular context.</p> <input checked="" type="checkbox"/> 2021 JCI <input type="checkbox"/> JCI Rank <input type="checkbox"/> JCI Percentile <input type="checkbox"/> Eigenfactor <input type="checkbox"/> Normalized Eigenfactor <input type="checkbox"/> Article Influence Score <input type="checkbox"/> JIF Percentile <input checked="" type="checkbox"/> JIF Quartile <input type="checkbox"/> AIS Quartile	<p>Metrics based on the content of the journals.</p> <input type="checkbox"/> Citable Items <input type="checkbox"/> % of Articles in Citable items <input type="checkbox"/> Cited Half-Life <input type="checkbox"/> Citing Half-Life <input type="checkbox"/> Total Articles <input checked="" type="checkbox"/> % of OA Gold

Name your indicators **3**

4 Save

5 Apply

3 Custom Indicators 이름 설정

5 Customize 설정 적용

6 이름 설정 후 저장 시, Custom이 활성화

Add to my favorite

Journal name	ISSN	eISSN	Category	Total Citations	2020 JIF	JIF Quartile	2020 JCI	% of OA Gold
<input type="checkbox"/> CA-A CANCER JOURNAL FOR CLINICIANS	0007-9235	1542-4863	ONCOLOGY - SCIE	55,868	508.702	Q1	77.64	100.00 %
<input type="checkbox"/> NATURE REVIEWS MOLECULAR CELL BIOLOGY	1471-0072	1471-0080	CELL BIOLOGY - SCIE	58,477	94.444	Q1	7.01	1.40 %
<input checked="" type="checkbox"/> NEW ENGLAND JOURNAL OF MEDICINE	0028-4793	1533-4406	MEDICINE, GENERAL & INTERNAL - SCIE	464,376	91.253	Q1	26.14	0.00 %
<input checked="" type="checkbox"/> NATURE REVIEWS DRUG DISCOVERY	1474-1776	1474-1784	Multiple	41,993	84.694	Q1	10.86	0.88 %
<input type="checkbox"/> LANCET	0140-6736	1474-547X	MEDICINE, GENERAL & INTERNAL - SCIE	369,614	79.323	Q1	20.05	22.81 %
<input type="checkbox"/> Nature Reviews Clinical Oncology	1759-4774	1759-4782	ONCOLOGY - SCIE	17,973	66.675	Q1	7.72	4.38 %
<input type="checkbox"/> Nature Reviews Materials	2058-8437	2058-8437	Multiple	19,887	66.308	Q1	4.06	1.91 %
<input type="checkbox"/> Nature Energy	2058-7546	2058-7546	Multiple	28,166	60.858	Q1	8.15	0.32 %
<input type="checkbox"/> NATURE REVIEWS CANCER	1474-175X	1474-1768	ONCOLOGY - SCIE			Q1	7.64	0.68 %
<input type="checkbox"/> NATURE REVIEWS MICROBIOLOGY	1740-1526	1740-1534	MICROBIOLOGY - SCIE				5.03	3.95 %
<input type="checkbox"/> CHEMICAL REVIEWS	0009-2665	1520-6890	CHEMISTRY, MULTIDISCIPLINARY - SCIE				3.56	13.71 %
<input type="checkbox"/> MMWR Surveillance Summaries	1545-8636	1545-8636	PUBLIC, ENVIRONMENTAL & OCCUPATIONAL HEALTH - SCIE				14.38	51.43 %
<input type="checkbox"/> JAMA-JOURNAL OF THE AMERICAN MEDICAL ASSOCIATION	0098-7484	1538-3598	MEDICINE, GENERAL & INTERNAL - SCIE				11.49	1.31 %
<input type="checkbox"/> MMWR Recommendations and Reports	1057-5987	1545-8601	PUBLIC, ENVIRONMENTAL & OCCUPATIONAL HEALTH - SCIE				21.16	88.24 %
<input type="checkbox"/> NATURE BIOTECHNOLOGY	1087-0156	1546-1696	BIOTECHNOLOGY & APPLIED MICROBIOLOGY - SCIE				10.00	6.17 %

Journals selected 2 Deselect all

Compare by journal

원하는
저널을 선택

Journal name	ISSN	eISSN	Category	Total Citations	2020 JIF	JIF Quartile	2020 JCI	% of OA Gold
<input type="checkbox"/> CA-A CANCER JOURNAL FOR CLINICIANS	0007-9235	1542-4863	ONCOLOGY - SCIE	55,868	508.702	Q1	77.64	100.00 %
<input type="checkbox"/> NATURE REVIEWS MOLECULAR CELL BIOLOGY	1471-0072	1471-0080	CELL BIOLOGY - SCIE	58,477	94.444	Q1	7.01	1.40 %
<input checked="" type="checkbox"/> NEW ENGLAND JOURNAL OF MEDICINE	0028-4793	1533-4406	MEDICINE, GENERAL & INTERNAL - SCIE	166,436	91.253	Q1	26.14	0.00 %
<input checked="" type="checkbox"/> NATURE REVIEWS DRUG DISCOVERY	1474-1776	1474-1784	Multiple	1,000	1.000	Q1	1.00	0.88 %
<input type="checkbox"/> LANCET	0140-6736	1474-547X	MEDICINE, GENERAL & INTERNAL - SCIE	1,000	1.000	Q1	1.00	22.81 %
<input type="checkbox"/> Nature Reviews Clinical Oncology	1759-4774	1759-4782	ONCOLOGY - SCIE	1,000	1.000	Q1	1.00	4.38 %
<input type="checkbox"/> Nature Reviews Materials	2058-8437	2058-8437	Multiple	1,000	1.000	Q1	1.00	1.91 %
<input type="checkbox"/> Nature Energy	2058-7546	2058-7546	Multiple	1,000	1.000	Q1	1.00	0.32 %
<input type="checkbox"/> NATURE REVIEWS CANCER	1474-175X	1474-1768	ONCOLOGY - SCIE	1,000	1.000	Q1	1.00	0.68 %
<input type="checkbox"/> NATURE REVIEWS MICROBIOLOGY	1740-1526	1740-1534	MICROBIOLOGY - SCIE	1,000	1.000	Q1	1.00	3.95 %
<input type="checkbox"/> CHEMICAL REVIEWS	0009-2665	1520-6890	CHEMISTRY, MULTIDISCIPLINARY - SCIE	1,000	1.000	Q1	1.00	13.71 %
<input type="checkbox"/> MMWR Surveillance Summaries	1545-8636	1545-8636	PUBLIC, ENVIRONMENTAL & OCCUPATIONAL HEALTH - SCIE	1,000	1.000	Q1	1.00	51.43 %
<input type="checkbox"/> JAMA- JOURNAL OF THE AMERICAN MEDICAL ASSOCIATION	0098-7484	1538-3598	MEDICINE, GENERAL & INTERNAL - SCIE	1,000	1.000	Q1	1.00	1.31 %
<input type="checkbox"/> MMWR Recommendations and Reports	1057-5987	1545-8601	PUBLIC, ENVIRONMENTAL & OCCUPATIONAL HEALTH - SCIE	1,000	1.000	Q1	1.00	88.24 %
<input type="checkbox"/> NATURE BIOTECHNOLOGY	1087-0156	1546-1696	BIOTECHNOLOGY & APPLIED MICROBIOLOGY - SCIE	78,787	54.908	Q1	10.00	6.17 %

Journal Citation Reports

Comparing 2 journals

NEW ENGLAND JOURNAL OF MEDICINE

ISSN/eISSN
0028-4793 / 1533-4406

CATEGORY
MEDICINE, GENERAL & INTERNAL-SCIE

NATURE REVIEWS DRUG DISCOVERY

ISSN/eISSN
1474-1776 / 1474-1784

CATEGORY
BIOTECHNOLOGY & APPLIED MICROBIOLOGY-SCIE
PHARMACOLOGY & PHARMACY-SCIE

Journal	2020 JIF	JIF Quartile	2020 JCI	% of OA Gold
NEW ENGLAND JOURNAL OF MEDICINE	91.253	Q1	26.14	0.00 %
NATURE REVIEWS DRUG DISCOVERY	1.000	Q1	1.00	0.88 %

선택한 저널의 JIF, JCI 등을
상대비교 할 수 있음

Journals selected 2 Deselect all

Add to Favorites list

Compare

Browse Journals > Compare > Journal Comparison 결과 페이지

Browse Journals > Journal comparison

Comparing 4 journals

QUARTERLY JOURNAL OF ECONOMICS ✕

ECONOMIC GEOGRAPHY ✕

AMERICAN ECONOMIC REVIEW ✕

ENERGY POLICY ✕

ISSN/e-ISSN
0033-5533 / 1531-4650

0013-0095 / 1944-8287

0002-8282 / 1944-7981

0301-4215 / 1873-6777

CATEGORY
ECONOMICS-SSCI

ECONOMICS-SSCI
GEOGRAPHY-SSCI

ECONOMICS-SSCI

ENERGY & FUELS-SCIE
ENVIRONMENTAL STUDIES-SSCI
ECONOMICS-SSCI
ENVIRONMENTAL SCIENCES-SCIE

REGION
USA

USA

USA

ENGLAND

LANGUAGE
English

English

English

English

PUBLISHER
OXFORD UNIV PRESS INC

TAYLOR & FRANCIS LTD

AMER ECONOMIC ASSOC

ELSEVIER SCI LTD

MOST RECENT JCR YEAR
2020

2020

2020

2020

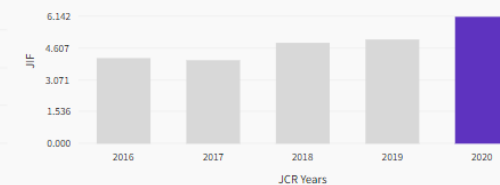
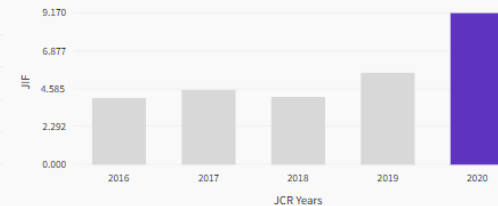
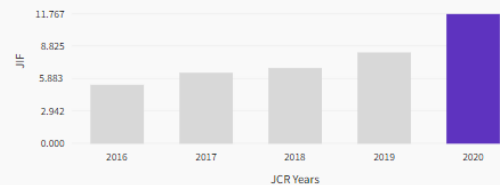
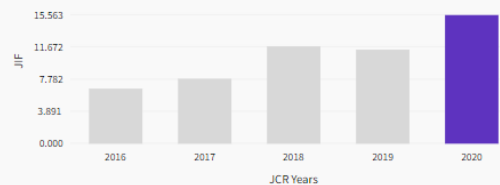
MOST RECENT JCR YEAR JIF
15.563

11.767

9.170

6.142

JIF TREND



4. Journal profile

Selecting a Journal to see Journal profile

Journal name	ISSN	eISSN	Category
<input type="checkbox"/> CA-A CANCER JOURNAL FOR CLINICIANS	0007-9235	1542-4863	ONCOLOGY - SCIE
<input type="checkbox"/> NATURE REVIEWS MOLECULAR CELL BIOLOGY	1471-0072	1471-0080	CELL BIOLOGY - SCIE
<input type="checkbox"/> NEW ENGLAND JOURNAL OF MEDICINE	0028-4793	1533-4406	MEDICINE, GENERAL & INTERNAL - SCIE
<input type="checkbox"/> NATURE REVIEWS DRUG DISCOVERY	1474-1776	1474-1784	Multiple
<input type="checkbox"/> Nature Reviews Clinical Oncology	1759-4774	1759-4782	ONCOLOGY - SCIE
<input type="checkbox"/> Nature Reviews Materials	2058-8437	2058-8437	Multiple
<input type="checkbox"/> Nature Energy	2058-7546	2058-7546	Multiple

저널명 클릭 시, Journal Profile로 이동



Journals > Journal profile

JCR YEAR: 2021

NEW ENGLAND JOURNAL OF MEDICINE

ISSN: 0028-4793
EISSN: 1533-4406
JCR ABBREVIATION: NEW ENGL J MED
ISO ABBREVIATION: N. Engl. J. Med.

Journal information

EDITION: Science Citation Index Expanded (SCIE)

CATEGORY: MEDICINE, GENERAL & INTERNAL - SCIE

LANGUAGES: English | REGION: USA | 1ST ELECTRONIC JCR YEAR: 1997

Publisher information

PUBLISHER: MASSACHUSETTS MEDICAL SOC | ADDRESS: WALTHAM WOODS CENTER, 860 WINTER ST, WALTHAM, MA 02451-1413 | PUBLICATION FREQUENCY: 52 issues/year

Journal profile – Journal Information



Browse journals > Journal profile

JCR YEAR
2021 **JCR 년도 변경**

NEW ENGLAND JOURNAL OF MEDICINE

ISSN
0028-4793 **저널명**

EISSN
1533-4406

JCR ABBREVIATION
NEW ENGL J MED

ISO ABBREVIATION
N. Engl. J. Med.

즐거찾기에 추가 Favorite Export

Export page as:
PDF **PDF로 내보내기**

By exporting the selected data, you agree to the data usage policy set forth in the [Terms of Use](#)

Journal information

EDITION
Science Citation Index Expanded (SCIE) **저널의 Edition**

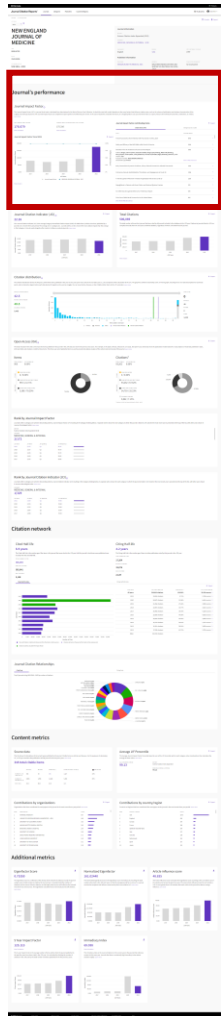
CATEGORY
MEDICINE, GENERAL & INTERNAL - SCIE **저널의 카테고리**

LANGUAGES	REGION	1ST ELECTRONIC JCR YEAR
English	USA	1997

Publisher information

PUBLISHER	ADDRESS	PUBLICATION FREQUENCY
MASSACHUSETTS MEDICAL SOC	WALTHAM WOODS CENTER, 860 WINTER ST, WALTHAM, MA 02451-1413	52 issues/year

Journal profile – Journal Performance (JIF)



Journal Impact Factor

The Journal Impact Factor (JIF) is a journal-level metric calculated from data indexed in the Web of Science Core Collection. It should be used with careful attention to the many factors that influence citation rates, such as the volume of publication and citations characteristics of the subject area and type of journal. The Journal Impact Factor can complement expert opinion and informed peer review. In the case of academic evaluation for tenure, it is inappropriate to use a journal-level metric as a proxy measure for individual researchers, institutions, or articles. [Learn more](#)

2021 JOURNAL IMPACT FACTOR: **176.079** (View calculation)

JOURNAL IMPACT FACTOR WITHOUT SELF CITATIONS: 175.310 (View calculation)

Journal Impact Factor Trend 2021

JCR Years	Journal Impact Factor
2017	~80,000
2018	~70,000
2019	~75,000
2020	~90,000
2021	176.079

Legend: Journal Impact Factor (grey bar), MEDICINE, GENERAL & INTERNAL - SCIE (blue dot)

[Pdf로 다운로드](#)

Journal Impact Factor contributing items

Citable items (648)	Citing Sources (7,208)
TITLE	CITATION COUNT
A Novel Coronavirus from Patients with Pneumonia in China, 2019	5643
Safety and Efficacy of the BNT162b2 mRNA Covid-19 Vaccine	3202
Remdesivir for the Treatment of Covid-19-Final Report	1881
Remdesivir for the Treatment of Covid-19-Final Report Authors: Beigel, John H.;Kline, Susan;de Castilla, Diego Lopez;Finberg, Robert W.;Dierberg, Kerry;Tapson, Victor;Hsieh, Lanny;Patterson, Thomas F.;Paredes, Roger;Sweeney, Daniel A.; et al. Volume: 383 Accession number: WOS:000604334000010 Document Type: Article	1881
Dapagliflozin in Patients with Heart Failure and Reduced Ejection Fraction	976
An mRNA Vaccine against SARS-CoV-2-Preliminary Report	

[Export](#) (list as: CSV)

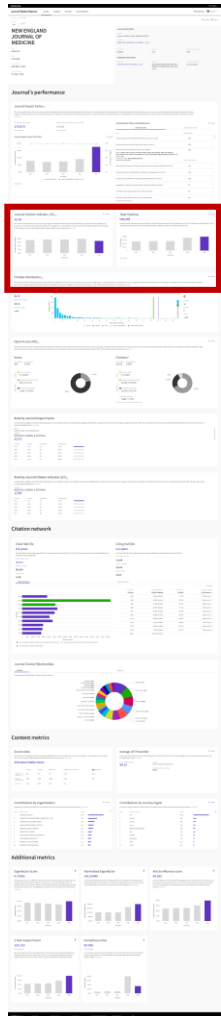
[View in Web of Science](#)

[Web of Science 서지정보 페이지 이동](#)

최근 5년 JIF/ Percentile 트렌드

- JIF 또는 각 Category별 Percentile 선택

Journal profile – JCI & Total Citation



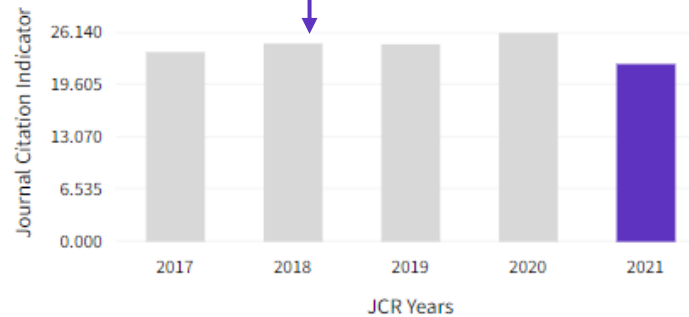
Journal Citation Indicator (JCI) [Export](#)



22.26

The Journal Citation Indicator (JCI) is the average Category Normalized Citation Impact (CNCI) of citable items (articles & reviews) published by a journal over a recent three year period. The average JCI in a category is 1. Journals with a JCI of 1.5 have 50% more citation impact than the average in that category. It may be used alongside other metrics to help you evaluate journals. [Learn more](#)

최근 5년 JCI 트렌드

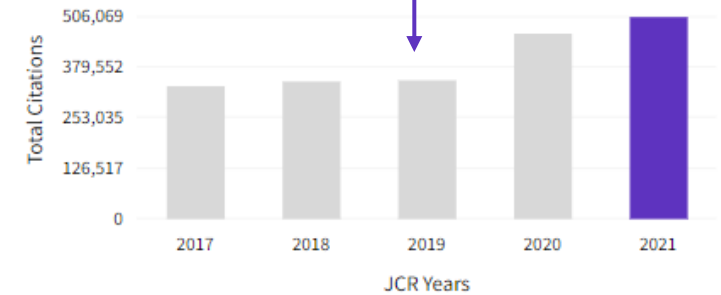


Total Citations [Export](#)

506,069

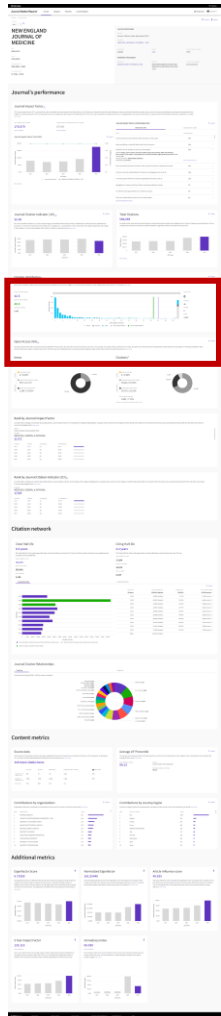
The total number of times that a journal has been cited by all journals included in the database in the JCR year. Citations to journals listed in JCR are compiled annually from the JCR years combined database, regardless of which JCR edition lists the journal.

최근 5년 총 피인용 수 트렌드



[View all years](#)

Journal profile – Citation distribution



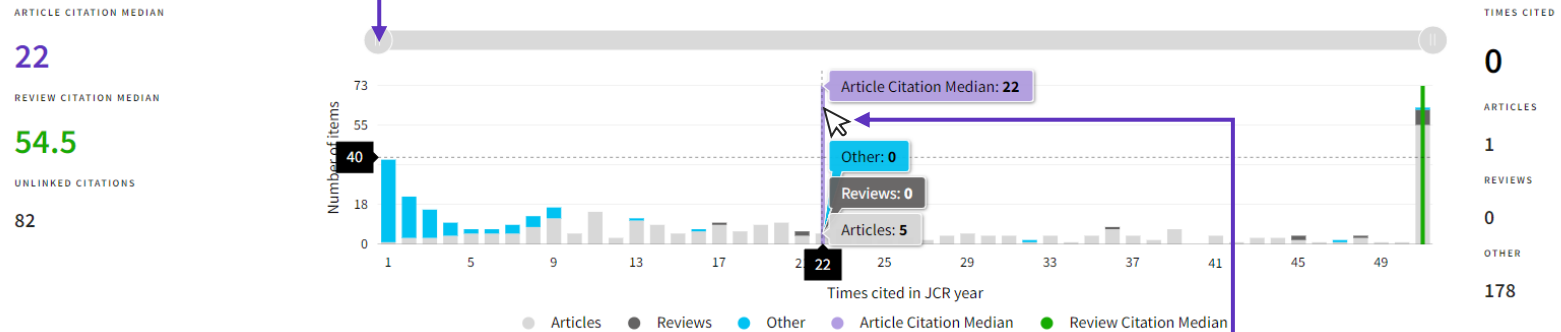
Citation distribution ^①

[Export](#)

The Citation Distribution shows the frequency with which items published in the year or two years prior were cited in the JCR data year (i.e., the component of the calculation of the JIF). The graph has similar functionality as the JIF Trend graph, including hover-over data descriptions for each data point, and an interactive legend where each data element's legend can be used as a toggle. You can view Articles, Reviews, or Non-Citable (other) items to the JIF numerator.

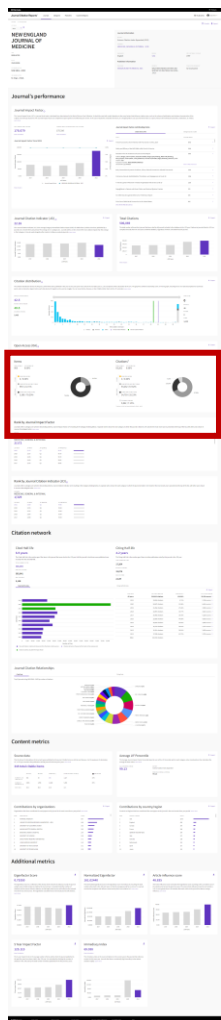
[Learn more](#)

JCR Year의 Times Cited 범위 설정



마우스 커서를 특정 Times Cited 값에 올려 놓으면 특정값의 문서타입별 논문 수 확인

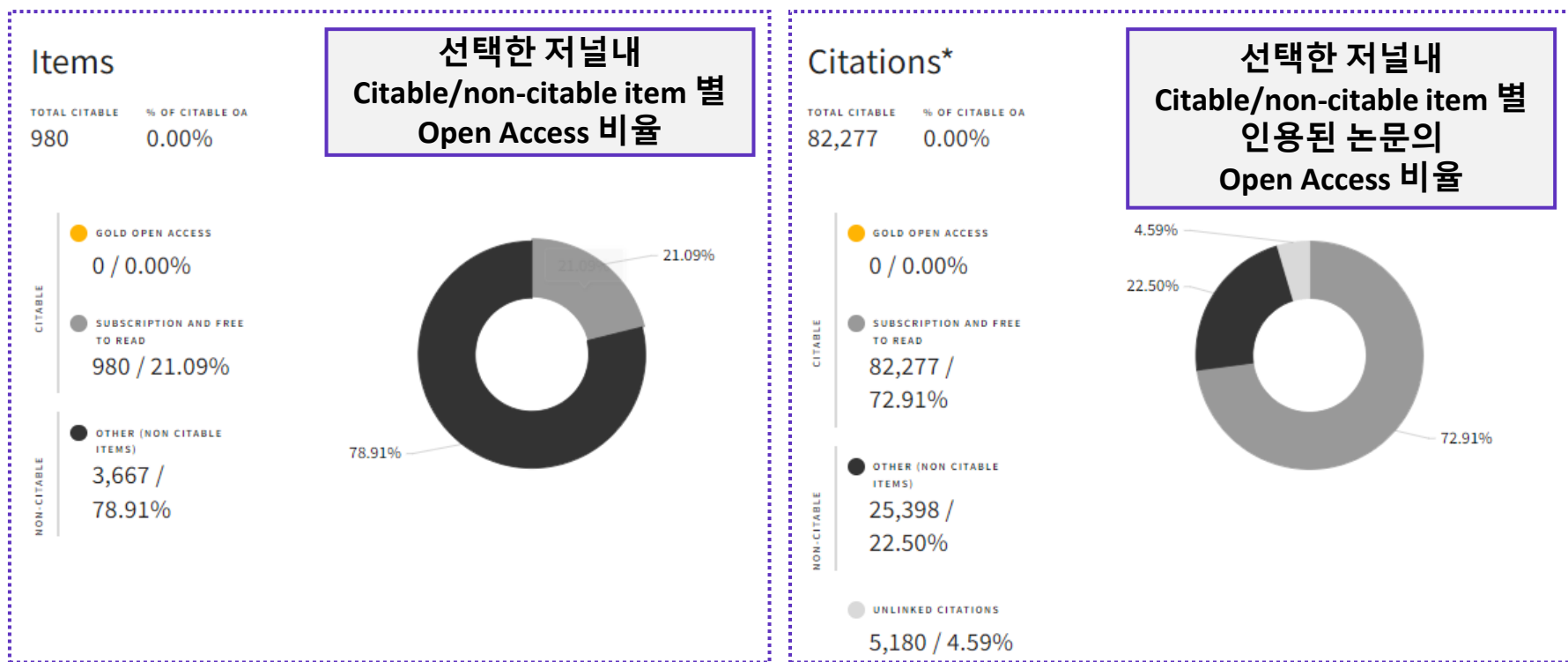
Journal profile – Open Access (OA)



Open Access (OA) 📄

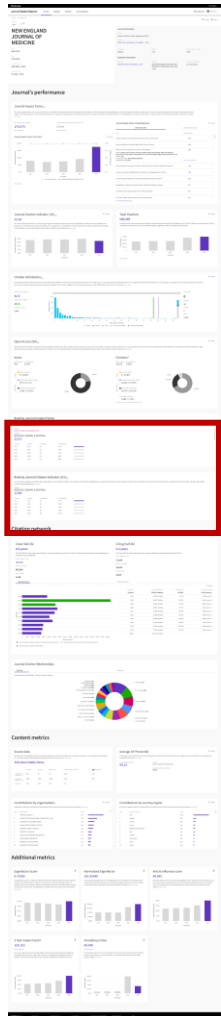
[Export](#)

The data included in this tile summarizes the items published in the journal in the JCR data year and in the previous two years. For example, in the 2020 JCR data, released in June 2021, the Open Access (OA) data show the publication model (Gold OA or subscription) of materials published in 2018, 2019 and 2020, and citations in 2020 to these items. This three-year set of published items is used to provide descriptive analysis of the content and community of the journal. [Learn more](#)



*Citations in 2020 to items published in [2018 - 2020]

Journal profile – Rank by JIF & JCI



Rank by Journal Impact Factor

Journals within a category are sorted in descending order by Journal Impact Factor (JIF) resulting in the Category Ranking below. A separate rank is presented at the top of the list, with other years shown in reverse chronological order. [Learn more](#)

Category 별 JIF 랭킹, Quartile, JIF Percentile 확인

EDITION
Science Citation Index Expanded (SCIE)
CATEGORY
MATERIALS SCIENCE, MULTIDISCIPLINARY
6/335

EDITION
Science Citation Index Expanded (SCIE)
CATEGORY
NANOSCIENCE & NANOTECHNOLOGY
2/107

JCR YEAR	JIF RANK	JIF QUARTILE	JIF PERCENTILE
2020	6/335	Q1	98.36
2019	5/314	Q1	98.57
2018	4/293	Q1	98.81
2017	4/285	Q1	98.77
2016	2/275	Q1	99.45

JCR YEAR	JIF RANK	JIF QUARTILE	JIF PERCENTILE
2020	2/107	Q1	98.60
2019	2/103	Q1	98.54
2018	2/94	Q1	98.40
2017	2/92	Q1	98.37
2016	1/87	Q1	99.43

JCR Year 별 확인 가능

Rank by Journal Citation Indicator (JCI)

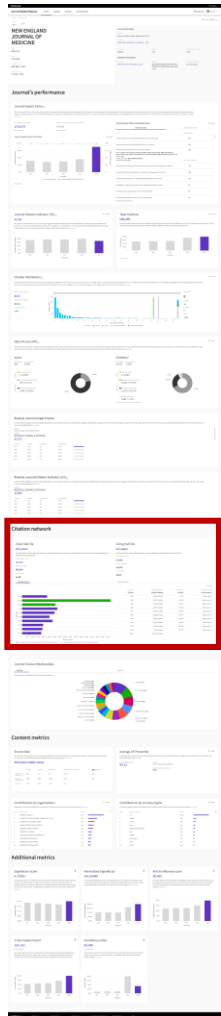
Journals within a category are sorted in descending order by Journal Citation Indicator (JCI) resulting in the Category Ranking below. A separate rank is shown for each category in which the journal is listed in JCR. Data for the most recent year is presented at the top of the list, with other years shown in reverse chronological order. [Learn more](#)

CATEGORY
MEDICINE, GENERAL & INTERNAL
1/315

JCI Year 별 확인 가능

JCR YEAR	JCI RANK	JCI QUARTILE	JCI PERCENTILE
2020	1/315	Q1	99.84
2019	1/312	Q1	99.84
2018	1/304	Q1	99.84
2017	1/298	Q1	99.83

Journal profile – Citation network



Citation network

Cited Half-life

피인용 반감기

7.5 years

The Cited Half-Life is the median age of the citations received by a journal during the JCR year

TOTAL NUMBER OF CITES

464,376

NON SELF-CITATIONS

462,392

SELF-CITATIONS

1,984

Citing Half-life

인용 반감기

4.3 years

The Citing Half-Life is the median age of the citations produced by a journal during the JCR year.

TOTAL NUMBER OF CITES

17,640

NON SELF-CITATIONS

15,656

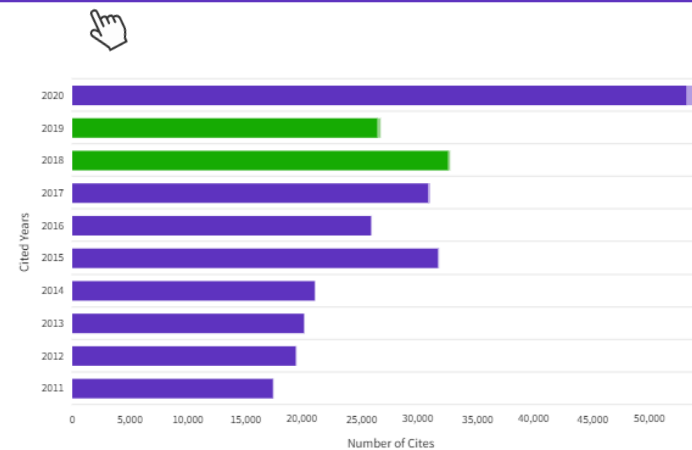
SELF-CITATIONS

1,984

Cited Half-life Data

Citing Half-life Data

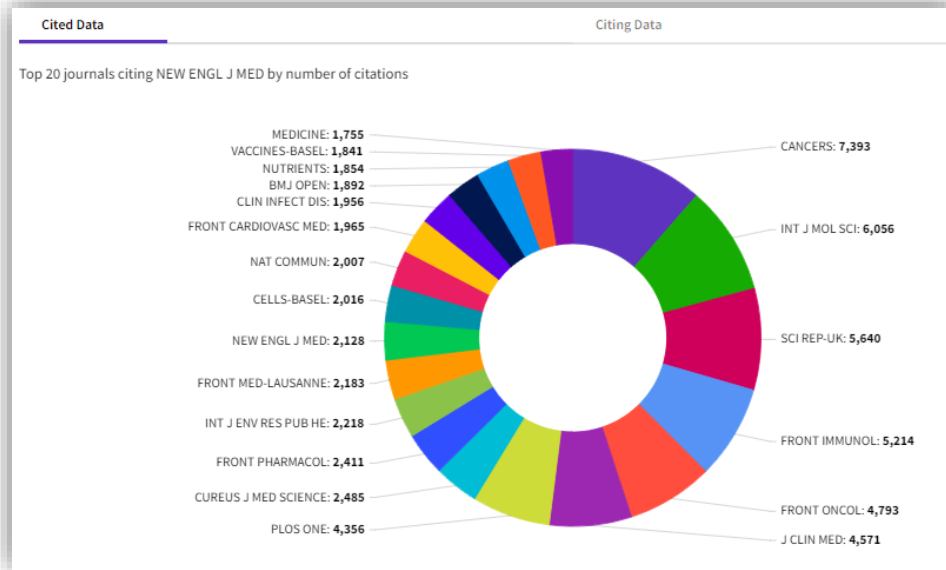
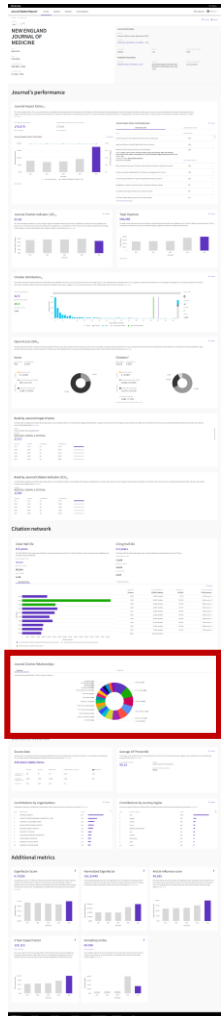
**클릭 시, 피인용/인용 반감기
년도 별 트렌드 확인**



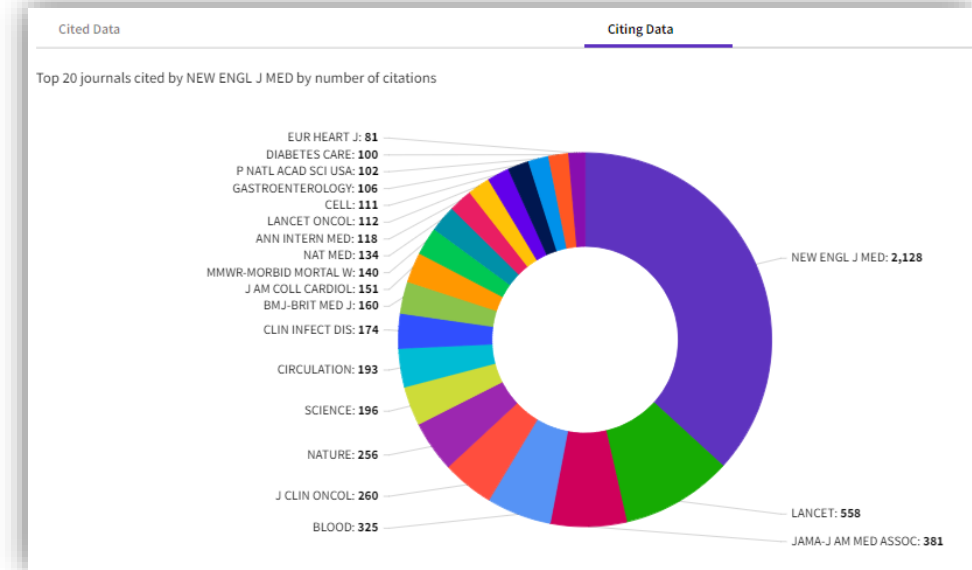
- Non-self citations: citations to the journal from the items in other sources
- Citations to items in the journal from items in the same journal
- Citations used to calculate the Impact Factor

CITED YEAR	# OF CITES FROM 2020	CUMULATIVE %	# OF CITING SOURCES
All years	464,376 citations	100.00%	9,493 sources >
2020	53,632 citations	11.55%	4,479 sources >
2019	26,614 citations	17.28%	3,303 sources >
2018	32,609 citations	24.30%	3,755 sources >
2017	30,868 citations	30.95%	4,034 sources >
2016	25,861 citations	36.52%	3,994 sources >
2015	31,654 citations	43.34%	4,063 sources >
2014	20,982 citations	47.86%	3,749 sources >
2013	20,055 citations	52.18%	3,857 sources >
2012	19,349 citations	56.35%	3,757 sources >
2011	17,369 citations	60.09%	3,632 sources >
Older	185,383 citations		

Journal profile – Journal Citation Relationships

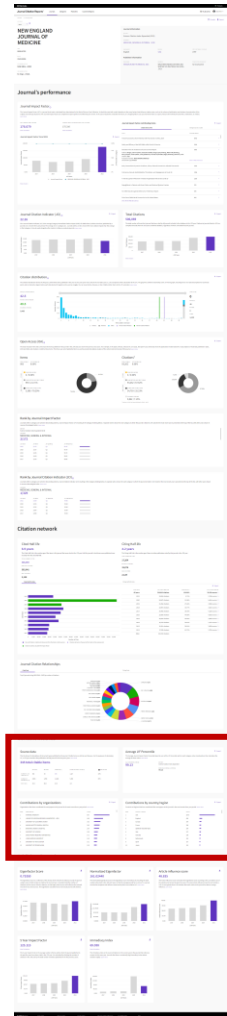


선택한 저널을 인용한 (후행연구)
인용횟수 상위 20개 저널, 인용 수



선택한 저널이 인용한 (선행연구)
인용횟수 상위 20개 저널, 인용 수

Journal profile – Content metrics



Content metrics

해당 저널 내의 Citable item (Article & review)의 수

Source data

This tile shows the breakdown of document types published by the journal. Citable Items are Articles and Reviews. For the purposes of calculating JIF, a JCR year considers the publications of that journal in the two prior years. [Learn more](#)

331 total citable items

	ARTICLES	REVIEWS	COMBINED(C)	OTHER DOCUMENT TYPES(O)	PERCENTAGE
NUMBER IN JCR YEAR 2020 (A)	288	43	331	1,324	20%
NUMBER OF REFERENCES (B)	8,632	3,145	11,777	5,863	67%
RATIO (B/A)	30.0	73.1	35.6	4.4	

JIF 백분위 평균값

Average JIF Percentile

The Average Journal Impact Factor Percentile takes the sum of the JIF Percentile rank for each category under consideration, then calculates the average of those values. [Learn more](#)

ALL CATEGORIES AVERAGE	EDITION
99.70	Science Citation Index Expanded
	MEDICINE, GENERAL & INTERNAL
	99.70

기관별 선택 저널 투고 Rank

Contributions by organizations

Organizations that have contributed the most papers to the journal in the most recent three-year period. [Learn more](#)

RANK	ORGANIZATION	COUNT
1	HARVARD UNIVERSITY	832
2	UNIVERSITY OF CALIFORNIA SYSTEM	305
3	MASSACHUSETTS GENERAL HOSPITAL	302
4	BRIGHAM & WOMEN'S HOSPITAL	272
5	UNIVERSITY OF LONDON	181
6	UNIVERSITY OF TEXAS SYSTEM	156
7	JOHNS HOPKINS UNIVERSITY	146
8	UNIVERSITY OF TORONTO	143
9	UNIVERSITY OF PENNSYLVANIA	138
10	ASSISTANCE PUBLIQUE HOPITAUX PARIS (APHP)	123

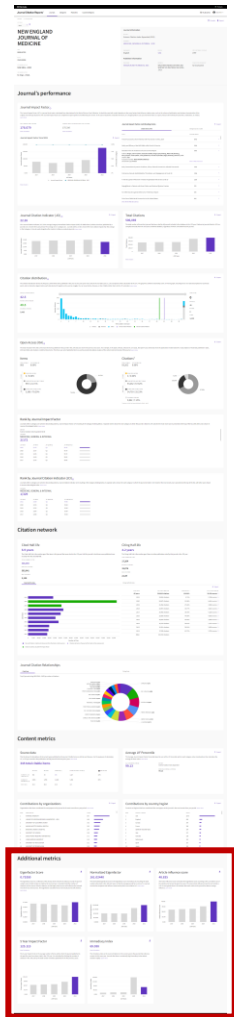
국가별 선택 저널 투고 Rank

Contributions by country/region

Countries or Regions that have contributed the most papers to the journal in the most recent three-year period. [Learn more](#)

RANK	COUNTRY / REGION	COUNT
1	USA	2939
2	England	483
3	Canada	372
4	France	332
5	GERMANY (FED REP GER)	297
6	Italy	274
7	Australia	270
8	Spain	192
9	Netherlands	183
10	Japan	155

Journal profile – Additional metrics



Additional metrics

Eigenfactor Score
0.63202

The Eigenfactor Score is a reflection of the density of the network of citations around the journal using 5 years of cited content as cited by the Current Year. It considers both the number of citations and the source of those citations, so that highly cited sources will influence the network more than less cited sources. The Eigenfactor calculation does not include journal self citations. [Learn more](#)



Normalized Eigenfactor
132.47856

The Normalized Eigenfactor Score is the Eigenfactor score normalized, by rescaling the total number of journals in the JCR each year, so that the average journal has a score of 1. Journals can then be compared and influence measured by their score relative to 1. [Learn more](#)



Article influence score
37.313

The Article Influence Score normalizes the Eigenfactor Score according to the cumulative size of the cited journal across the prior five years. The mean Article Influence Score for each article is 1.00. A score greater than 1.00 indicates that each article in the journal has above average influence. [Learn more](#)



5 Year Impact Factor
89.676

The 5 year Impact Factor is the average number of times articles from the journal published in the past five years have been cited in the JCR year. It is calculated by dividing the number of citations in the JCR year by the total number of articles published in the five previous years. [View Calculation](#)



Immediacy Index
162.030

The Immediacy Index is the count of citations in the current year to the journal that reference content in this same year. Journals that have a consistently high Immediacy Index attract citations rapidly. [Learn more](#)



JIF, JCI 이외에
Eigenfactor Score, Immediacy
Index 등 다른 평가지수의
트렌드 확인

5. Browse Categories

Browse Category

The screenshot shows the Journal Citation Reports website interface. At the top, there is a navigation bar with the logo 'Journal Citation Reports™' and links for 'Journals', 'Categories', 'Publishers', and 'Countries/Regions'. On the right side of the navigation bar, there are links for 'My favorites' and a user profile for 'Jieun Kim'. Below the navigation bar is a large purple banner with the text 'The world's leading journals and publisher-neutral data'. Underneath the banner is a search bar with the placeholder text 'Journal name/abbreviation, ISSN/eISSN, category, publisher, country/region' and a search icon. Below the search bar is a white box with the heading 'Already have a manuscript?' and a sub-heading 'Find relevant, reputable journals for potential publication of your research using Manuscript matcher.' To the right of this box is a button labeled 'Match my manuscript'. Below this box is another white box with the heading 'See full listings and refine your search by'. This box contains four icons: 'Journals', 'Categories', 'Publishers', and 'Countries/Regions'. The 'Categories' icon is circled in purple. To the right of this box is a grey box with the heading 'Browse Category' and a list item: 'Journal Impact Factor를 포함한 평가지표 등 저널의 자세한 정보 검색'.

Journal Citation Reports™ Journals Categories Publishers Countries/Regions My favorites Jieun Kim

The world's leading journals and publisher-neutral data

Journal name/abbreviation, ISSN/eISSN, category, publisher, country/region

Already have a manuscript?
Find relevant, reputable journals for potential publication of your research using Manuscript matcher. [Match my manuscript](#)

See full listings and refine your search by

Journals Categories Publishers Countries/Regions

Browse Category

- Journal Impact Factor를 포함한 평가지표 등 저널의 자세한 정보 검색

Browse Category (Categories by Group)

Categories by Group

See all 254 Categories

	NUMBER OF CATEGORIES	NUMBER OF JOURNALS	NUMBER OF CITABLE ITEMS	
Agricultural Sciences	7	419	55,284	<input type="checkbox"/>
Arts & Humanities, Interdisciplinary	8	960	33,885	<input type="checkbox"/>
Biology & Biochemistry	34	3,892	707,810	<input type="checkbox"/>
Chemistry	21	2,325		<input type="checkbox"/>
Clinical Medicine	59	7,134		<input type="checkbox"/>
Computer Science	14	1,488		<input type="checkbox"/>
Economics & Business	21	3,188		<input type="checkbox"/>

Sort by: Alphabetical

정렬순서를 변경

- Alphabetical
- Number of categories
- Number of journals

클릭시 그룹 내 모든 카테고리 보기 가능

Arts & Humanities, Interdisciplinary

NUMBER OF CATEGORIES: 8 NUMBER OF JOURNALS: 981 NUMBER OF CITABLE ITEMS: 34,887

Covers traditions and cultures of multiple nationalities and ethnic groups; the history of ideas and development of scientific discoveries; multidisciplinary sources from specific time periods; and other multidisciplinary resources covering the humanities.

- AREA STUDIES
- ASIAN STUDIES
- CLASSICS
- CULTURAL STUDIES
- FOLKLORE
- HISTORY & PHILOSOPHY OF SCIENCE
- HUMANITIES, MULTIDISCIPLINARY
- MEDIEVAL & RENAISSANCE STUDIES

[See All 8](#)

Browse Category (Categories by Group) > 1 Category

Categories by Group ⓘ

See all 254 Categories

Sort by: Alphabetical ▾

Agricultural Sciences

Covers multiple aspects of agriculture, including engineering application in agriculture; selection, breeding, and management of livestock and crops; cultivation of plants; the formation, distribution, and utilization of soils; and all aspects of agricultural commodities and the management and policy decisions affecting them.

NUMBER OF CATEGORIES

7

NUMBER OF JOURNALS

424

NUMBER OF CITABLE ITEMS



AGRICULTURAL ECONOMICS & POLICY

AGRICULTURAL ENGINEERING

AGRICULTURE, DAIRY

AGRICULTURE, MULT

AGRONOMY

HORTICULTURE

SOIL SCIENCE

See All 7


선택한 Category가 색인된 Edition과
이와 관련된 평가지수를 볼 수 있음

1 category

See all 21 Groups

Journal name, JCR abbreviation, ISSN, eISSN or category 🔍

 Export

 Customize

AGRICULTURAL ECONOMICS & POLICY ⌵

Filter

1

Category	Group	Edition	# of journals	Citable Items	Total Citations	Median impact factor
AGRICULTURAL ECONOMICS & POLICY	Agricultural Sciences; Economics & Business	SCIE	21	1,446	48,745	2.518
AGRICULTURAL ECONOMICS & POLICY	Agricultural Sciences; Economics & Business	ESCI	14	719	3,995	n/a

Journal Citation Reports dataset updated Oct 25, 2021

Browse Category > See all 254 Categories

Journal Citation Reports [Browse journals](#) [Browse categories](#) [My favorites](#) [Dongh](#)

Categories by Group

[See all 254 Categories](#)

	NUMBER OF CATEGORIES	NUMBER OF JOURNALS	NUMBER OF CITABLE ITEMS
Agricultural Sciences	7	419	55,284
Arts & Humanities			33,885
Biology & Biochemistry	34	3,892	707,810
Chemistry	21	2,325	638,604
Clinical Medicine	59	7,134	1,121,802
Computer Science	14	1,488	208,983
Economics & Business	21	3,188	239,113

클릭 시, Category 관점으로 전환

Journal Citation Reports [Browse journals](#) [Browse categories](#)

254 categories

[See all 21 Groups](#)

Journal name, JCR abbreviation, ISSN, eISSN or category

Category	Group	Edition	# of jour
EDUCATION & EDUCATIONAL RESEARCH	Multidisciplinary; Social Sciences, General	ESCI	461
ECONOMICS	Economics & Business; Social Sciences, General	SSCI	378
MATERIALS SCIENCE, MULTIDISCIPLINARY	Materials Science; Multidisciplinary	SCIE	336
MATHEMATICS	Mathematics	SCIE	330

Browse Category > See all 254 Categories – Indicators, Export

Journal Citation Reports™ Journals Categories Publishers Countries/Regions My favorites Jieun Kim

254 categories
See all 21 Groups

Journal name/abbreviation, ISSN/eISSN, category, publisher, country/region

Export

Customize

Category	Group	Edition	# of journals	Citable Items	Total Citations	Median impact factor
EDUCATION & EDUCATIONAL RESEARCH	Multidisciplinary; Social Sciences, General	ESCI	472	18,886	171,860	N/A
ECONOMICS	Economics & Business; Social Sciences, General	SSCI	380	27,825	1,612,315	2.070
MATERIALS SCIENCE, MULTIDISCIPLINARY	Materials Science; Multidisciplinary	SCIE	346	169,440	7,246,756	3.786
MATHEMATICS	Mathematics	SCIE	332	36,491	725,131	0.967
BIOCHEMISTRY & MOLECULAR BIOLOGY	Biology & Biochemistry; Chemistry	SCIE	296	81,525	5,448,756	4.228
HISTORY	History & Archaeology	AHCI	286	7,765	86,005	N/A
PHARMACOLOGY & PHARMACY	Biology & Biochemistry; Chemistry; Clinical Medicine	SCIE	279	59,279	2,578,028	3.580

Excel 파일 다운로드

Indicator 추가 가능

Category metrics

- Group
- Edition
- # of journals
- Citable items
- Total Citations
- Median impact factor
- Aggregate impact factor
- Aggregate Immediacy Index
- Aggregate Cited Half-Life
- Aggregate Citing Half-Life

Apply

Browse Category > See all 254 Categories > Select category

Journal Citation Reports

254 categories
See all 21 Groups

필터 버튼 클릭

Filter

Categories (254)

Citation Indexes

JCR Year

Reset

Apply

Categories by group

All Categories (254)

Agricultural Sciences (7)

Arts & Humanities, Interdisciplinary (8)

Biology & Biochemistry (34)

Chemistry (21)

Search categories (Web of Science)

Search

Acoustics

Agricultural Economics & Policy

Agricultural Engineering

Agriculture, Dairy & Animal Science

Agriculture, Multidisciplinary

Literary Theory & Criticism

Literature

Literature, African, Australian, Canadian

Literature, American

Customize

그룹별 카테고리 선택

Citation Index

Filter on specific editions of the Web of Science Core Collection. By default, all are selected.

Science Citation Index Expanded (SCIE)

Social Science Citation Index (SSCI)

Arts & Humanities Citation Index (AHCI)

Emerging Sources Citation Index (ESCI)

Edition을 선택

JCR Year

Select the JCR Year for which you would like data to be displayed.

Year: 2020

JCR Year을 선택

Browse Category > See all 254 Categories > Select category

Journal Citation Reports™ Journals Categories Publishers Countries/Regions My favorites Jieun Kim

254 categories
See all 21 Groups

Journal name/abbreviation, ISSN/eISSN, category, publisher, country/region

Export

특정 카테고리 클릭 시,
Category, index, JCR year가 필터로
선택된 Browse Journal로 이동

Category	Group	Edition	# of journals	Citable Items	Total Citations	Me
EDUCATION & EDUCATIONAL RESEARCH	Multidisciplinary; Social Sciences, General	ESCI	461	18,886	171,86	
ECONOMICS	Economics & Business; Social Sciences, General	SSCI	378	27,825	1,612,31	
MATERIALS SCIENCE, MULTIDISCIPLINARY	Materials Science; Multidisciplinary	SCIE	336	169,440	7,246,756	
MATHEMATICS	Mathematics	SCIE	330	36,491	725,131	
BIOCHEMISTRY & MOLECULAR BIOLOGY	Biology & Biochemistry; Chemistry	SCIE	297	81,525	5,448,756	
HISTORY	History & Archaeology	AHCI	288	7,765	86,005	
PHARMACOLOGY & PHARMACY	Biology & Biochemistry; Chemistry; Clinical Medicine	SCIE	276	59,279	2,578,028	
			274			

461 journals

Journal name, JCR abbreviation, ISSN, eISSN or category

EDUCATION & EDUCATIONAL RESEARCH ESCI JCR Year: 2020

Journal name	ISSN	eISSN	Category	Total Citations
<input type="checkbox"/> Luz	1814-151X	1814-151X	EDUCATION & EDUCATIONAL RESEARCH - ESCI	46
<input type="checkbox"/> Atenas	1682-2749	1682-2749	EDUCATION & EDUCATIONAL RESEARCH - ESCI	60
<input type="checkbox"/> Educar	0211-819X	2014-8801	EDUCATION & EDUCATIONAL RESEARCH - ESCI	267
<input type="checkbox"/> EDMETIC	2254-0059	2254-0059	EDUCATION & EDUCATIONAL RESEARCH - ESCI	141
<input type="checkbox"/> He Kupu	1179-6812	1179-6812	EDUCATION & EDUCATIONAL RESEARCH - ESCI	33
<input type="checkbox"/> Legenda	1316-0524	1316-0524	EDUCATION & EDUCATIONAL RESEARCH - ESCI	8
<input type="checkbox"/> Dialogia	1677-1303	1983-9294	EDUCATION & EDUCATIONAL RESEARCH - ESCI	51

6. Browse Publishers

Browse Publishers

The screenshot shows the Journal Citation Reports website interface. At the top, there is a navigation bar with the following items: "Journal Citation Reports™", "Journals", "Categories", "Publishers", "Countries/Regions", "My favorites", and a user profile for "Jieun Kim". Below the navigation bar is a large purple banner with the text "The world's leading journals and publisher-neutral data". Underneath the banner is a search bar with the placeholder text "Journal name/abbreviation, ISSN/eISSN, category, publisher, country/region" and a search icon. Below the search bar is a white box with the heading "Already have a manuscript?" and a "Match my manuscript" button. Below this is another white box with the heading "See full listings and refine your search by" and four icons: "Journals", "Categories", "Publishers", and "Countries/Regions". The "Publishers" icon is circled in purple. To the right of the "Publishers" icon is a callout box with the heading "Browse Publishers" and a bullet point: "Publisher 별 JCR연도 출판 저널 수 확인, InCites의 Publisher Report 페이지 이동 가능".

Journal Citation Reports™ Journals Categories Publishers Countries/Regions My favorites Jieun Kim

The world's leading journals and publisher-neutral data

Journal name/abbreviation, ISSN/eISSN, category, publisher, country/region

Already have a manuscript? Find relevant, reputable journals for potential publication of your research using Manuscript matcher. Match my manuscript

See full listings and refine your search by

Journals Categories Publishers Countries/Regions

Browse Publishers

- Publisher 별 JCR연도 출판 저널 수 확인, InCites의 Publisher Report 페이지 이동 가능

Browse Publishers

5,228 publishers

Journal name/abbreviation, ISSN/eISSN, category, publisher, country/region

Publisher name	Number of journals in 2021	InCites Analysis
Springer Nature (Unified)	2,207	Publisher reports
Elsevier (Unified)	2,119	Publisher reports
Taylor & Francis (Unified)	2,075	Publisher reports
Wiley (Unified)	1,470	Publisher reports
WILEY	1,347	Publisher reports
ROUTLEDGE JOURNALS, TAYLOR & FRANCIS LTD	1,180	Publisher reports
SPRINGER	1,059	Publisher reports
Sage (Unified)	920	Publisher reports
ELSEVIER	770	Publisher reports
TAYLOR & FRANCIS LTD	582	Publisher reports

저널 수 클릭 시, Publisher가 필터로 선택된 Browse Journal로 이동

2,207 journals

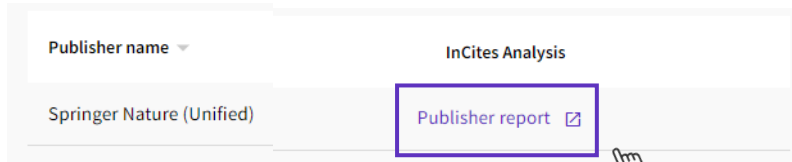
Journal name/abbreviation, ISSN/eISSN, category, publisher

Springer Nature (Unified)

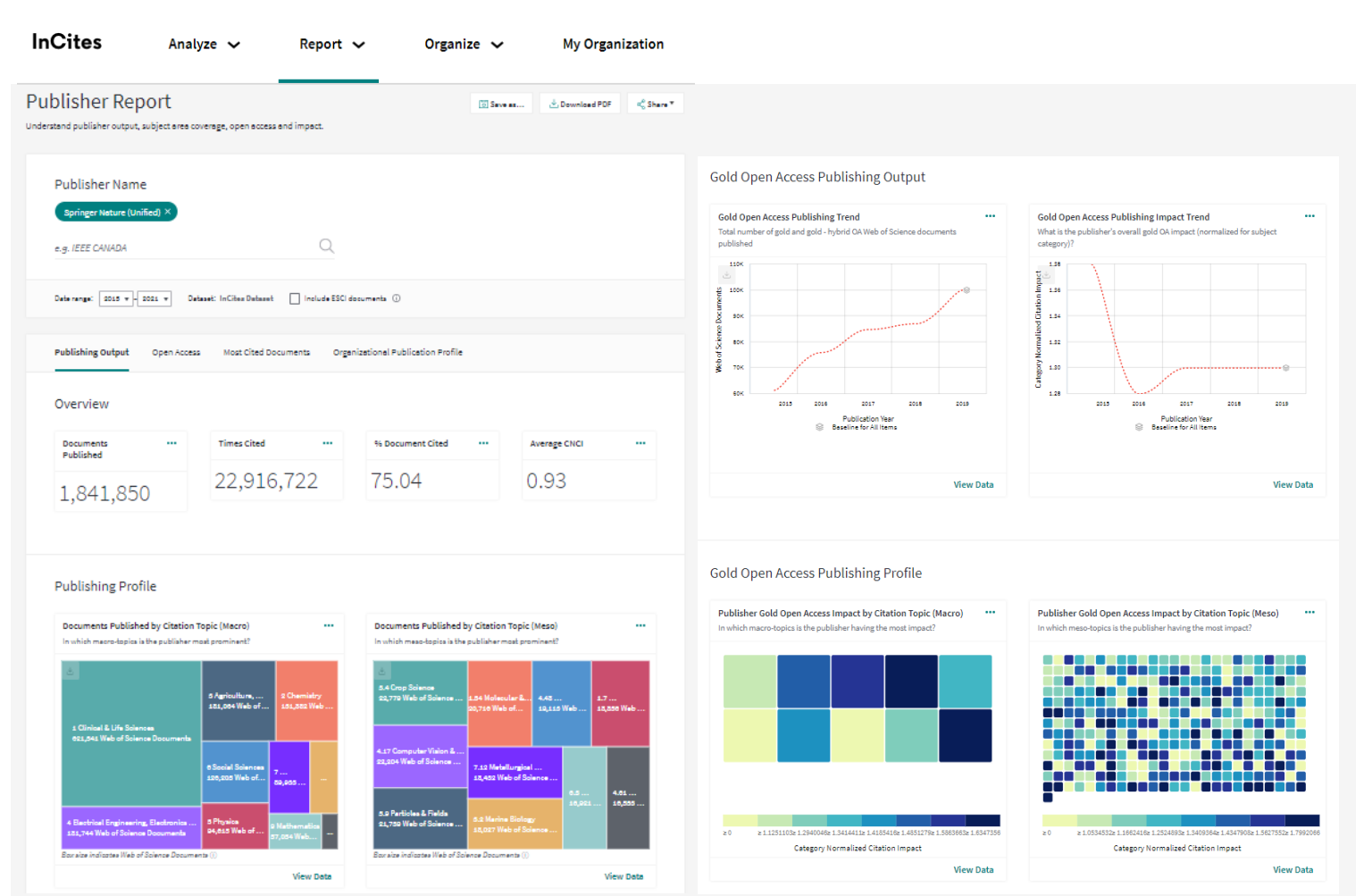
Journal name	ISSN	eISSN	Category
<input type="checkbox"/> CELL RESEARCH	1001-0602	1748-7838	CELL BIOLOGY - SCIE
<input type="checkbox"/> INTENSIVE CARE MEDICINE	0342-4642	1432-1238	CRITICAL CARE MEDICINE - SCIE
<input type="checkbox"/> Molecular Cancer	N/A	1476-4598	Multiple

Filter 1

Browse Publishers > InCites Analysis – Publisher report



InCites 구독 기관의 경우,
Publisher report 클릭 시
InCites의 Publisher report로 이동



7. Browse Countries/Regions

Browse Countries/Regions

The screenshot displays the Journal Citation Reports website. At the top, the navigation menu includes 'Journal Citation Reports™', 'Journals', 'Categories', 'Publishers', and 'Countries/Regions'. On the right side, there are links for 'My favorites' and a user profile for 'Jieun Kim'. The main header area features the text 'The world's leading journals and publisher-neutral data' and a search bar with the placeholder text 'Journal name/abbreviation, ISSN/eISSN, category, publisher, country/region'. Below the search bar, there is a section titled 'Already have a manuscript?' with a 'Match my manuscript' button. At the bottom, there is a section titled 'See full listings and refine your search by' with four icons representing 'Journals', 'Categories', 'Publishers', and 'Countries/Regions'. The 'Countries/Regions' icon is highlighted with a purple circle, and a callout box points to it.

Journal Citation Reports™ Journals Categories Publishers Countries/Regions My favorites Jieun Kim

The world's leading journals and publisher-neutral data

Journal name/abbreviation, ISSN/eISSN, category, publisher, country/region

Already have a manuscript? Find relevant, reputable journals for potential publication of your research using Manuscript matcher. Match my manuscript

See full listings and refine your search by

- Journals
- Categories
- Publishers
- Countries/Regions**

Browse Countries/Regions

- 국가/지역 별 JCR연도 저널 수 확인, InCites에서 국가/지역 별 저널 분석 가능

Browse Countries/Regions

111 countries/regions

Journal name/abbreviation, ISSN/eISSN, category, publisher, country/region

Export

Countries/Regions	Number of journals in 2021	InCites metrics
USA	5,930	Analyse in InCites
ENGLAND	4,511	Analyse in InCites
NETHERLANDS	1,329	Analyse in InCites
GERMANY (FED REP GER)	1,148	Analyse in InCites
SPAIN	719	Analyse in InCites
SWITZERLAND	541	Analyse in InCites
ITALY	421	Analyse in InCites
BRAZIL	410	Analyse in InCites
CHINA MAINLAND	403	Analyse in InCites
RUSSIA	390	Analyse in InCites

저널 수 클릭 시,
Country/Region이 필터로 선택된
Browse Journal로 이동

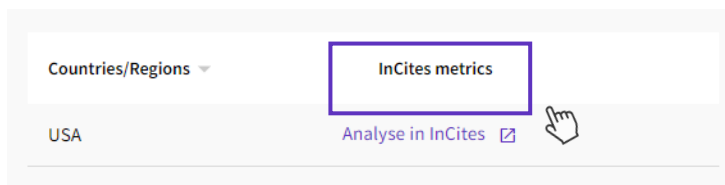
5,930 journals

Journal name/abbreviation, ISSN, eISSN, Category

USA JCR Year: 2021

Journal name	ISSN	eISSN	Category
<input type="checkbox"/> CA-A CANCER JOURNAL FOR CLINICIANS	0007-9235	1542-4863	ONCOLOGY
<input type="checkbox"/> NEW ENGLAND JOURNAL OF MEDICINE	0028-4793	1533-4406	MEDICINE, INTERNAL

Browse Countries/Regions > InCites - Analyze – Publication Sources



InCites 구독 기관의 경우,
InCites metrics 클릭 시 InCites의 Analyze >
Publication Sources로 이동하여 분석 가능

InCites Analyze Report Organize My Organization jjeun.kim@clarivate.com

Publication Sources Source Name e.g. Nature

Time Period: 2017-2021 Publication Source Country/Region: USA Schema: Web of Science Clear all filters

TABLE VISUAL

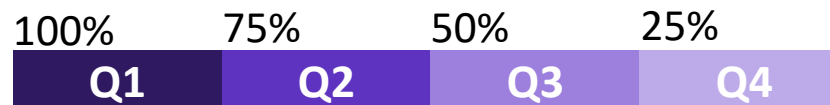
7,800 publication sources (5,037,114 documents) Find in table Sorted by Times Cited Add indicator

Publication Source Name	Web of Science Documents	Times Cited	Journal Impact Factor	Journal Citation Indicator	% Documents Cited	JIF Quartile
<input type="checkbox"/> PLOS ONE	89,502	800,770	3.752	0.88	87.18%	Q2
<input type="checkbox"/> ACS APPLIED MATERIALS & INTERFACES	27,308	672,049	10.383	1.49	97.16%	Q1
<input type="checkbox"/> SCIENCE	13,288	561,769	63.714	10.16	59.03%	Q1
<input type="checkbox"/> JOURNAL OF THE AMERICAN CHEMICAL SOCIETY	12,738	543,986	16.383	2.65	98.13%	Q1
<input type="checkbox"/> PROCEEDINGS OF THE NATIONAL ACADEMY OF SCIENCES OF THE UNITED STATES OF AMERICA	20,272	536,083	12.779	2.61	91.98%	Q1
<input type="checkbox"/> NEW ENGLAND JOURNAL OF MEDICINE	7,593	497,771	176.079	22.26	71.97%	Q1
<input type="checkbox"/> JOURNAL OF CLEANER PRODUCTION	21,054	489,401	11.072	1.51	97.59%	Q1
<input type="checkbox"/> IEEE ACCESS	54,711	440,759	3.476	0.93	83.77%	Q2

8. JCR 주요 Indicator

JCR의 주요 저널 평가 지표

- **Journal Impact Factor (JIF)** : JCR 연도 직전 2개년 동안 출판된 논문이 JCR 연도에 기록한 저널의 인용 영향력
- **JIF Percentile**: JIF 순위를 기준으로 Category별 백분위 값
- **JIF Quartile**: JIF 순위를 기준으로 Category별 사분위 값
- **5 year Impact Factor** : JCR 연도 직전 5개년 동안 출판된 논문이 JCR 연도에 기록한 인용 영향력
- **Journal Citation Indicator (JCI)** : JCR연도에 기록한 저널의 상대적 인용 영향력 (평균 = 1)
- **Immediacy Index**: JCR 연도에 출판된 논문이 JCR 연도에 기록한 인용 영향력
- **Eigenfactor Score**: JCR 연도 직전 5개년 동안 출판된 논문이 JCR 연도에 기록한 인용 영향력을 계산할 때, 피인용 저널의 영향력에 따라 가중치를 부여한 영향력 지수
- **Normalized Eigenfactor**: Eigenfactor Score의 값을 JCR 전체 저널수로 정규화한 값 (평균=1)
- **Article Influence Score**: Eigenfactor Score를 직전 5개년 동안 해당 저널 출판 논문수로 정규화한 값 (평균=1)



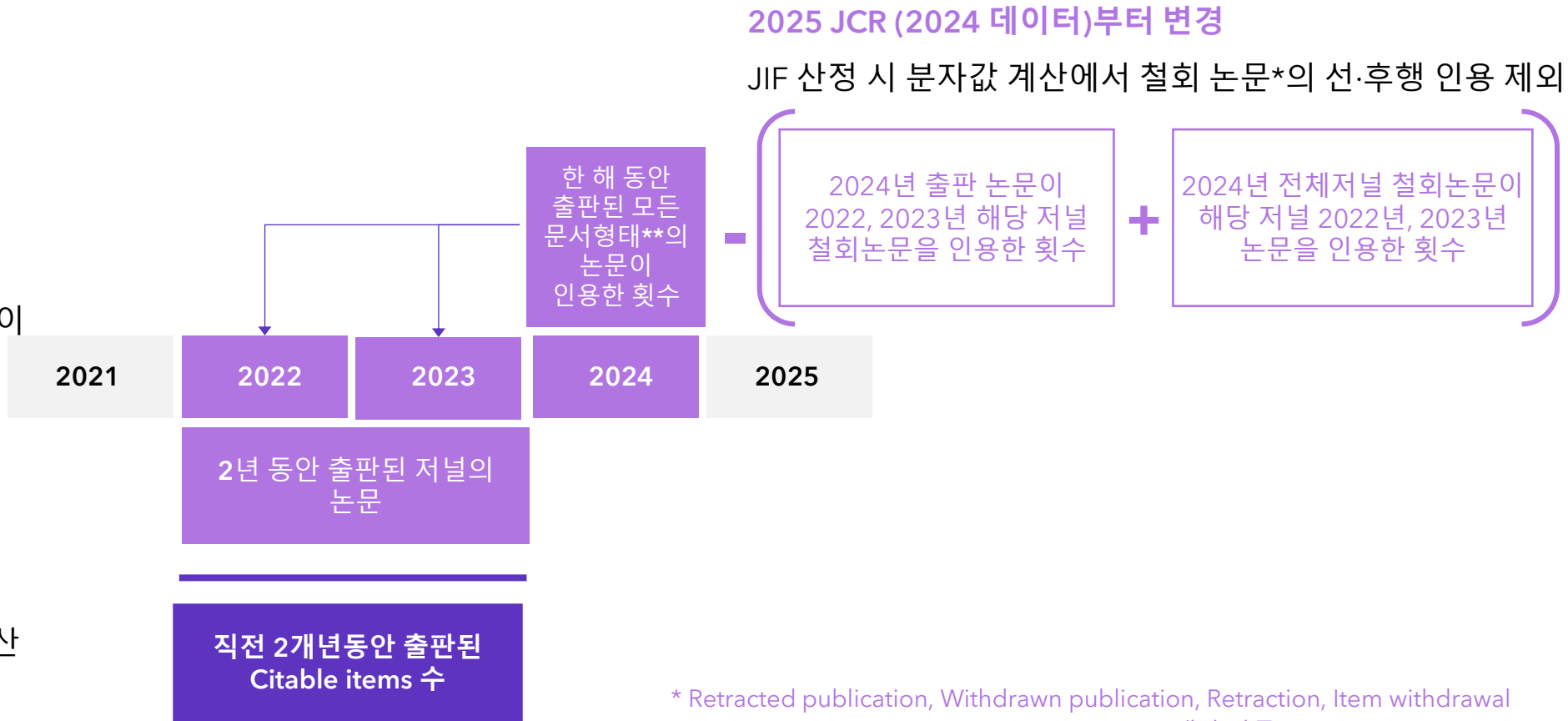
Journal Impact Factor(JIF) 란?

저널 별 평균 인용수를 반영하여 연구분야 내 저널의 영향력을 보여주는 지표

JIF 계산방법:

직전 2개년동안 출판된 저널의 논문이 해당 연도에 받은 인용 수(분자)를

직전 2개년 동안 저널에 출판된 Citable Items 수(분모)로 나누어 계산



* Retracted publication, Withdrawn publication, Retraction, Item withdrawal

** Journals, Conference proceedings, Books 내 출판물

*** Article, Review 형태의 출판물

Journal Citation Indicator (JCI) 란?

저널의 상대적 인용 영향력 (분야 평균=1)

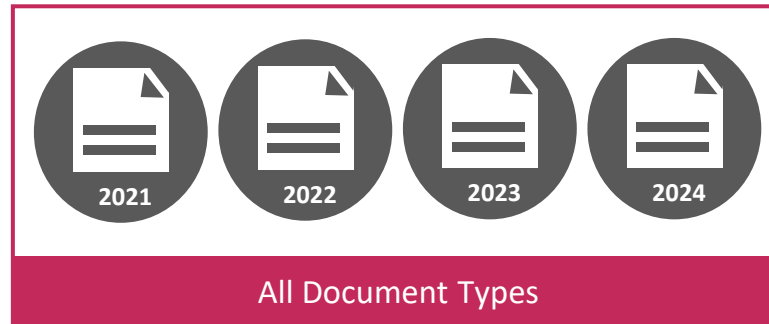
Journal Citation Indicator (JCI) ⓘ
2.00

← 분야 평균 대비
2배 영향력이 높은 저널

JCR 연도 직전 3년간 발표된 저널 논문(Article, Review)의 Category Normalized Citation Impact (CNCI)* 평균값

Journals in SCIE, SSCI, AHCI and ESCI

All journals, books and conference proceedings in the Core Collection



citations

* Category Normalized Citation Impact(CNCI) = $\frac{\text{인용횟수}}{\text{기대인용횟수}}$, 논문의 피인용 성과 지수

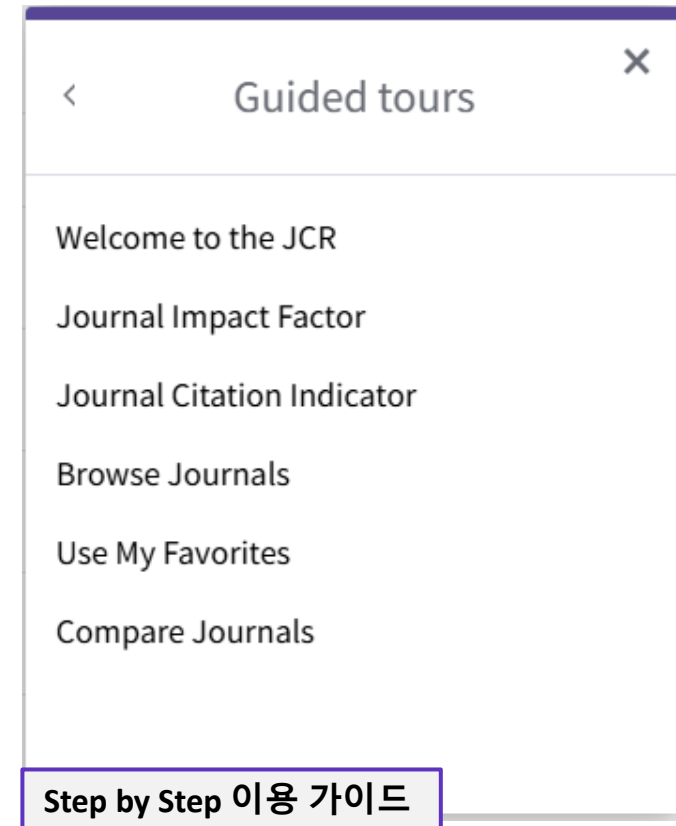
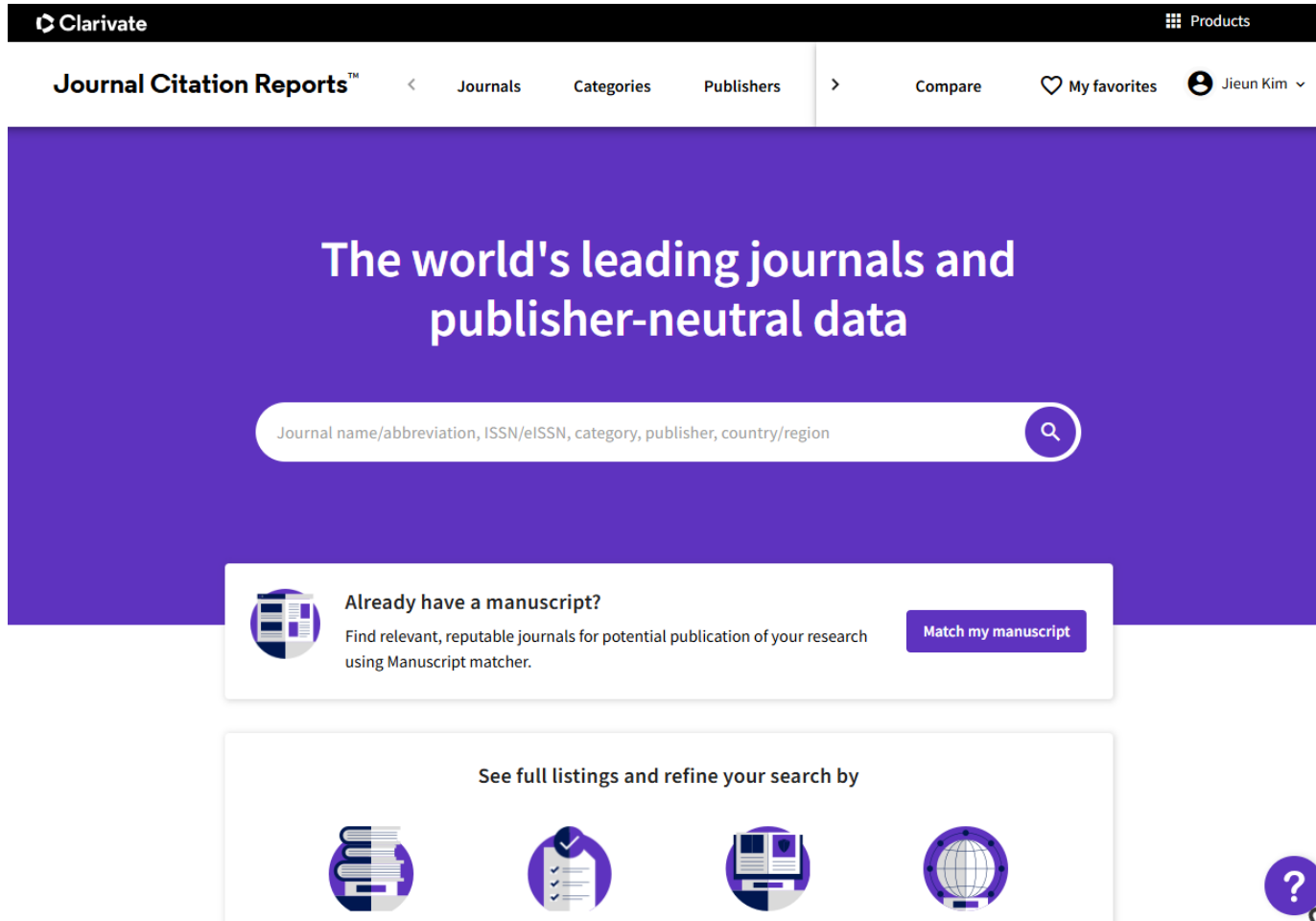
JCI metrics 사용 가능 Edition

- Science Citation Index Expanded
- Social Science Citation Index
- Arts & Humanities Citation Index
- Emerging Sources Citation Index

[가이드] Journal Citation Indicator 4p(한국어)
[White paper] Introducing the Journal Citation Indicator

9. Guided Tours 활용하기

Guided Tours 활용하기



Welcome to JCR

1

Welcome to the new Journal Citation Reports

We are excited to show you what is new in this year's Journal Citation Reports. You'll find:

- **More journals** - we've expanded content to include Arts & Humanities and Emerging Sources Citation Index journals
- **Journal Citation Indicator** - a new field-normalized metric for journals across all disciplines
- **Enhanced user experience** - interactive visualizations, simpler navigation and contextual help make the JCR easier to use than ever.

Let us show you around!

NO THANKS

GET STARTED

Search leading journals and publisher-neutral data

Search by category or a keyword

2

STEP 2 OF 7

Expanded search

Search journal names, categories, keywords, or ISSNs to begin your search.

NEXT

4

STEP 4 OF 7

More journal coverage

Browse journals across all editions of Web of Science Core Collection, including:

- Science Citation Index Expanded
- Social Science Citation Index
- Arts & Humanities Citation Index
- and Emerging Sources Citation Index

BACK

NEXT



Browse journals

3

STEP 3 OF 7

Decide where to publish

Use your existing manuscript combined with Clarivate's world-class data in **Manuscript Match** to find the right fit for you. Create a free account if you don't already have one.

BACK

NEXT

10. Master Journal List

Master Journal List

저널 정보 제공

Welcome, Jieun Kim

Master Journal List Search Journals Match Manuscript Downloads Help Center Settings Log Out

Browse, search, and explore journals indexed in the Web of Science

The Master Journal List is an invaluable tool to help you to find the right journal for your needs across multiple indices hosted on the Web of Science platform. Spanning all disciplines and regions, Web of Science Core Collection is at the heart of the Web of Science platform. Curated with care by an expert team of in-house editors, Web of Science Core Collection includes only journals that demonstrate high levels of editorial rigor and best practice. As well as the Web of Science Core Collection, you can search across the following specialty collections: Biological Abstracts, BIOSIS Previews, Zoological Record, and Current Contents Connect, as well as the Chemical Information products.

nature [Search Journals](#)

Already have a manuscript? [Match Manuscript](#)

Find relevant, reputable journals for potential publication of your research based on an analysis of tens of millions of citation connections in Web of Science Core Collection using Manuscript Matcher.

Master Journal List Search Journals Match Manuscript Downloads Help Center Login Create Free Account

Already have a manuscript? [Use our Manuscript Matcher to find the best relevant journals!](#) [Find a Match](#)

Refine Your Search Results

nature [Search](#) Sort By: Relevancy

Active Filters: SCIENCE CITATION INDEX EXPANDED (SCIE) SOCIAL SCIENCES CITATION INDEX (SSCI) ARTS & HUMANITIES CITATION INDEX (AHCI) EMERGING SOURCES CITATION INDEX (ESCI)

Search Results

Found 271 results (Page 1) [Share These Results](#)

Exact Match Found

NATURE

Publisher: NATURE PORTFOLIO, HEIDELBERGER PLATZ 3, BERLIN, Germany, 14197
 ISSN / eISSN: 0028-0836 / 1476-4687

Web of Science Core Collection: Science Citation Index Expanded
 Additional Web of Science Indexes: Biological Abstracts | BIOSIS Previews | Current Chemical Reactions | Current Contents Agriculture, Biology & Environmental Sciences | Current Contents Life Sciences | Current Contents Physical, Chemical & Earth Sciences | Essential Science Indicators | Index Chemicus | Zoological Record

[Share This Journal](#) [View profile page](#)

* Requires free login.

Other Possible Matches

5 ?

등재상태, OA 정보, 출판주기, JIF, JCI, Center for Open Science(TOP Facotr), Peer review 등

Master Journal List

Web of Science Core Collection 등재 저널 확인

Master Journal List Search Journals Match Manuscript **Downloads** Help Center Welcome, Jieun Kim Settings Log Out

Collection List Downloads

Web of Science Core Collection
Last Updated: September 15, 2025

Monthly Changes Archive
Last Updated: September 15, 2025

January 2025 changes February 2025 changes March 2025 changes April 2025 changes
May 2025 changes June 2025 changes July 2025 changes August 2025 changes
September 2025 changes 2023 Changes 2024 Changes

Additional Web of Science Indexes

Web of Science 수록 저널 리스트, 월간 저널 변경 정보 다운로드

- SCIE, SSCI, AHCI, ESCI 등 저널 리스트* (WOS 구독기관 한정)
- 저널 등재 상태 변경 정보 (Monthly Changes)

Match my manuscript > Master Journal List



Master Journal List

Search Journals

Match Manuscript

Downloads

Help Center

Welcome, Donghyun Kim

Settings

Log Out

Browse, search, and explore journals indexed in the Web of Science

The *Master Journal List* is an invaluable tool to help you to find the right journal for your needs across multiple indices hosted on the *Web of Science* platform. Spanning all disciplines and regions, *Web of Science Core Collection* is at the heart of the *Web of Science* platform. Curated with care by an expert team of in-house editors, *Web of Science Core Collection* includes only journals that demonstrate high levels of editorial rigor and best practice. As well as the *Web of Science Core Collection*, you can search across the following specialty collections: *Biological Abstracts*, *BIOSIS Previews*, *Zoological Record*, and *Current Contents Connect*, as well as the *Chemical Information* products.

Search Journal, ISSN or title word...

Search Journals

저널검색



Already have a manuscript?

Find relevant, reputable journals for potential publication of your research based on an analysis of tens of millions of citation connections in *Web of Science Core Collection* using Manuscript Matcher.

Match Manuscript

Related products

Manuscript Matcher

Manuscript Matcher helps you find the most related journals for your manuscript. It works best when your title has at least 10 words and your abstract has at least 100 words. Using this information, it will pull the most relevant keywords for matching.

Please enter your manuscript information below.

Title

The manuscript title or relevant part(s) of the title. This works best with at least 10 words.

Abstract

The manuscript abstract or relevant part(s) of the abstract. This works best with at least 100 words.

Cancel

Find Journals

작성된
Manuscript의
제목과 초록을
활용하여 투고할
저널 매칭

논문명과
Abstract를
입력해 투고할
저널을 추천 받을
수 있음

Match my manuscript > Master Journal List > Results

Manuscript Matcher

Manuscript Matcher helps you find the most related journals for your manuscript. It works best when your title has at least 10 words and your abstract has at least 100 words. Using this information, it will pull the most relevant keywords for matching.

Please enter your manuscript information below.

Title

Abstract

Cancel Find Journals

Title과 abstract를 입력



Web of Science Group Master Journal List Search Journals Match Manuscript Downloads Help Center

Welcome, Donghyun Kim Settings Log Out

The power of the Web of Science™ on your mobile device, wherever inspiration strikes. Dismiss Learn More

Start a new search? New Search

Refine Your Manuscript Matcher Results

Title: Autonomous driving R&D ecosystem in the case of Japanese automobile industry

Abstract: The aim of the paper is to construct a network of Japanese automobile industries' R&D activity in autonomous driving and highlight the major firms within the industry.

Find Journals

Matching Keywords: co-op management, autonomous, autonomous driving, major firms

Match Results: Found 35 results (Page 1) Share These Results

SUSTAINABILITY

Publisher: MDPI, ST ALBAN-ANLAGE 66, BASEL, SWITZERLAND, CH-4052

SSN / eISSN: 2071-1050

Web of Science Core Collection: Science Citation Index Expanded | Social Sciences Citation Index

Additional Web of Science Indexes: Current Contents Agriculture, Biology & Environmental Sciences | Current Contents Social And Behavioral Sciences | Essential Science Indicators

Match Score: 0.66

Top Keywords: major firms, co-op management, autonomous driving, autonomous

Share This Journal View profile page

Title과 abstract를 바탕으로 keyword와 투고 저널을 추천

11. 도움말

Help Guide

Clarivate Products

Journal Citation Reports Browse journals Browse categories My favorites Donghyun.Kim@Clarivate.com

The world's leading journals and publisher-neutral data

Journal name, JCR abbreviation, ISSN, eISSN or category

Already have a manuscript? Find relevant, reputable journals for potential publication of your research using Manuscript matcher. Match my manuscript

See full listings and refine your search

- Browse journals
- Browse categories
- Browse publishers COMING SOON
- Browse countries COMING SOON

Resources & updates

- Product updates
- Guided tours
- Help & contact us
- Provide feedback

Help & contact us

- Training resources
- Submit an inquiry
- Help guide

Help guide로 이동

물음표를 클릭

Help Guide

What can we help you with?

Type your topic here... Search

Help articles
Find help and more about Journal Citation Reports from articles written by our product experts.
FAQ, 도움말 등

What's new
We're always working to make your experience better! Here's a quick look at the latest updates, improvements, and fixes we've made.
JCR 연도별 최신 업데이트

Training
Watch our videos and learn how to navigate Journal Citation Reports.
영어 교육 영상

Live training calendar
Join our global live training events, hosted by product experts.
전세계 라이브 교육 일정

Help Guide > Help Articles

Journal Citation Reports > Using Journal Citation Reports

Using Journal Citation Reports

JCR Best Practices <ul style="list-style-type: none">▶ JCR Best Practices	Journal Profile <ul style="list-style-type: none">▶ Journal Profile▶ Open Access	Registration and Sign In <ul style="list-style-type: none">▶ Registration and Signing into Journal Citation Reports
How to Cite Journal Citation Reports <ul style="list-style-type: none">▶ Citing the Journal Citation Reports	Editorial Information <ul style="list-style-type: none">▶ Editorial Information	Browse Journals <ul style="list-style-type: none">▶ Browsing Journals
	JCR Editorial Expression of Concern <ul style="list-style-type: none">▶ JCR Editorial Expression of Concern	Title Suppressions <ul style="list-style-type: none">▶ Title Suppressions
		Downloading Information <ul style="list-style-type: none">▶ Downloading Information
Glossary <ul style="list-style-type: none">▶ Glossary		

JCR 활용 가이드, 안내사항

- Editorial Information
 - 논문 정보상에서의 변화 (저널명 변경, 다중 저널명)
- Title Suppressions
 - 우려되는 인용 패턴이 발견돼 JIF 부여를 보류한 저널 리스트
 - self: 자기 인용이 너무 많은 경우
 - stacking 특정 저널의 인용이 너무 많은 경우
- JCR Editorial Expression of Concern:
 - 우려되는 인용 패턴이 발견된 저널 리스트

클래리베이트 코리아 립가이드

<https://clarivate.libguides.com/korea>



Clarivate / LibGuides / Regional Guides / [클래리베이트 코리아 립가이드] Clarivate Korea LibGuide / Home

[클래리베이트 코리아 립가이드] Clarivate Korea LibGuide

LibGuide for Korea with local language. 한국 이용자를 위한 립가이드 페이지입니다.

Home

- R&A 뉴스레터 구독 신청
- 2025년 하반기 정기 교육 일정
- 2025년 WOSRA 공개교육_생성형 AI 기반 선행연구 Web of Science RA 이용방법
- 2025년 WOS/JCR/InCites 공개 교육

- Web of Science
- JCR
- InCites B&A
- 과거 교육 영상_연도별 (2024~)

데이터베이스 바로가기 (기관 구독권 한 필요)

- Clarivate TV에서 기존 교육영상 다시 보기
~2023년까지의 기존 교육 녹화 영상 및 자료는 Clarivate TV를 참고하여주시기 바랍니다.
- Web of Science 바로가기
- Journal Citation Reports 바로가기
- InCites B&A 바로가기

고객지원 및 기술지원 문의

- Customer Care Team
- E-mail: ts.support.korea@clarivate.com
- 유선전화: 02-6105-4227

R&A 뉴스레터 구독 신청

클래리베이트 메일링 서비스 신청하기

메일링 서비스를 신청하시면 Web of Science, JCR, InCitesB&A 등 R&A 제품의 교육 안내, 제품 업데이트, 보고서 발간 소식 등 맞춤형 정보를 이메일로 받아 보실 수 있습니다.

2025년 하반기 정기 교육 일정

하반기 전체 정기 교육 한번에 신청하기: [한번에 등록하기](#)

[교육 일정]

원하는 교육만 선택하여 신청하고 싶으신 경우 '등록링크' 클릭하여 신청하세요.

No.	교육명	날짜	시간	등록페이지
1	Web of Science 정기교육 - 핵심 컬렉션 논문 탐색 및 분석 실습	9월 11일 목요일	10:30 - 11:30 (1시간)	등록 링크
2	Journal Citation Reports 정기교육(기초) - JIF 이해, 저널 검색실습	9월 11일 목요일	14:00 - 15:00 (1시간)	등록 링크
3	Journal Citation Reports 정기교육(심화) - 2025년 발표 JCR 변경사항 안내, 저널 각각도로 분석하기	9월 18일 목요일	10:30 - 11:30 (1시간)	등록 링크
4	Web of Science Research Assistant 정기교육 - 질문 유형과 답변 실습	9월 18일 목요일	14:00 - 15:00 (1시간)	등록 링크
5	InCitesB&A 정기교육(기초) - 국가 및 기관 연구 성과 출판량, 영향력 비교 분석 실습	10월 16일 목요일	10:30 - 11:50 (1시간20분)	등록 링크
6	InCitesB&A 정기교육(심화) - 연구 성과 분석 보고서 작성 실습	10월 16일 목요일	14:00 - 15:20 (1시간20분)	등록 링크
7	Research Horizon Navigator(RHN)로 유망 연구 주제 탐색하기	10월 23일 목요일	10:30 - 11:30 (1시간)	등록 링크

▶ 세부 교육 내용은 각 교육의 등록 링크에서 확인할 수 있습니다.



1 / 8

Playlist

- 250807_InCitesB&A 공개교육_연구자를 위한 우수 연구 성과 분석
- 250326_2025년 봄학기 InCites B&A WOS - Emerging Topics 업데이트.
- 250326_2025년 봄학기 InCites B&A 기초 활용법 및 사용자 튜토리얼 소개
- 250320_2025년 봄학기 Web of Science에 나의 프로필 생성하고 관리하기
- 250313_2025년 봄학기 WOS RA 생성형 AI를 활용 하 시해연구 WOS RA

Web of Science 활용 매뉴얼

- Web of Science 계정 생성 방법 가이드 동영상
- Web of Science 개인계정 생성 방법 가이드(5p)

[Web of Science Research Assistant (WOS RA)]

- [클래리베이트]WOSRA_교육_2025_V5
- WOS RA(Web of Science Research Assistant)_생성형AI기반선행연구_교육자료_v4
- WOS RA(Web of Science Research Assistant) 소개 (1p)
- WOS RA(Web of Science Research Assistant) 퀵 가이드 (13p)

통합된 카테고리(Consolidated categories)

동일한 학문 분야의 저널을 더 쉽게 탐색

JCR Year: 2022 ✕

Category ▲	Edition	# of journals ▼
EDUCATION & EDUCATIONAL RESEARCH	ESCI	491
EDUCATION & EDUCATIONAL RESEARCH	SSCI	269
ECONOMICS	ESCI	206
ECONOMICS	SSCI	381
HISTORY	AHCI	285
HISTORY	ESCI	212
HISTORY	SSCI	101

JCR Year: 2023 ✕

Category ▼	Edition	# of journals ▼
EDUCATION & EDUCATIONAL RESEARCH	ESCI, SSCI	756
ECONOMICS	ESCI, SSCI	602
HISTORY	AHCI, ESCI, SSCI	520
MATHEMATICS	ESCI, SCIE	490

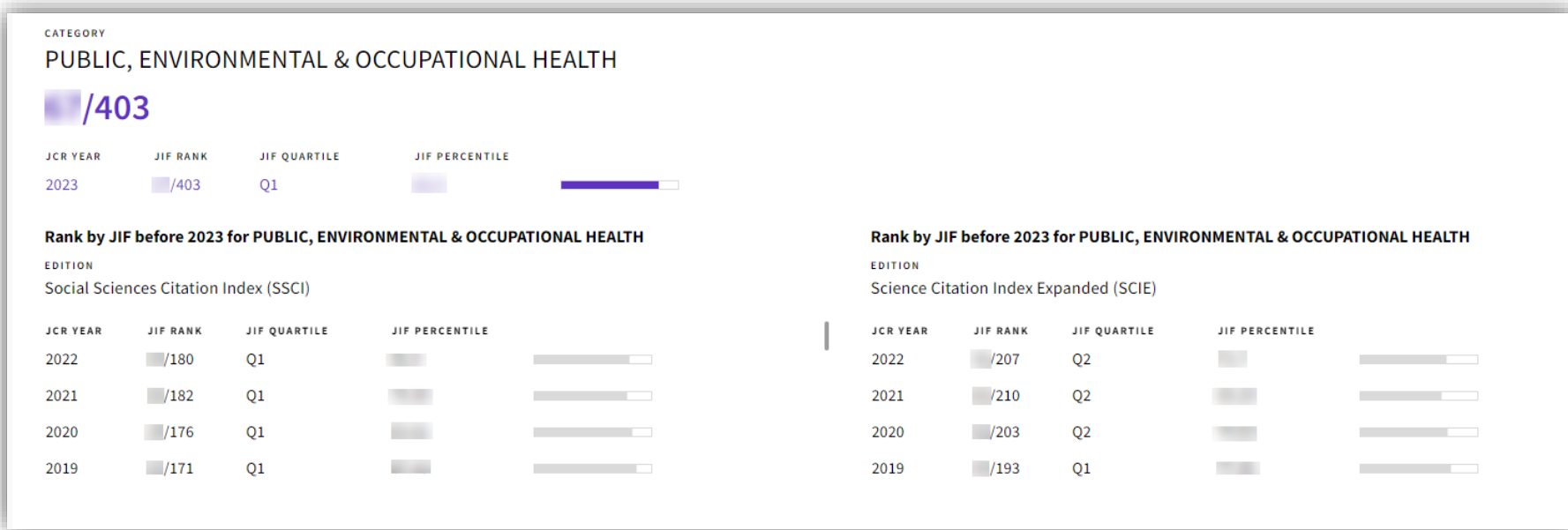
2023년 발표 JCR 까지



2024년 발표 JCR 이후

과학 및 사회과학 저널의 통합 랭킹

저널 성과 평가의 용이성 증대



229개의 과학 및 사회과학 카테고리 적용

AHCI와 ESCI 저널: Journal Impact Factor 부여 (2023년 6월 이후)
 그 중 **25개의 예술 및 인문학 카테고리***는 순위, 사분위수, 백분위수 미제공

* Architecture; Art; Asian Studies; Classics; Dance; Film, Radio, Television; Folklore; Humanities, Multidisciplinary; Literary Reviews; Literary Theory & Criticism; Literature; Literature, African, Australian, Canadian; Literature, American; Literature, British Isles; Literature, German, Dutch, Scandinavian; Literature, Romance; Literature, Slavic; Medieval & Renaissance Studies; Music; Philosophy; Poetry; Religion; Theater; Archaeology; Language & Linguistics

Journal Impact Factor (JIF)의 확대

엄선된 저널 선정 과정을 거친 모든 저널에 완전한 저널 프로필 제공



Summary

- AHCI, ESCI 저널에 JIF 부여
- JIF 소수점 자리 수 변경 (세 자리 → 한 자리)

Web of Science 핵심 컬렉션 전체 저널에 JIF 사용 가능

→ JIF를 전체 저널의 영향력 분석 시 참고 자료로 활용



Impact

- 간략한 정보 제공으로 한눈에 파악 가능
- 더 많은 데이터, 저널, 출판사 정보 제공
 - 더 넓어진 오픈 액세스 커버리지
 - 더 다양한 지역의 저널 정보 제공



Benefits

- 더욱 강화된 저널 프로필 페이지 기반 구독 저널 컬렉션 영향력 강화
- 더 많은 정보를 통해 투고 저널 선정 가능
- 컬렉션 관리업무 간소화
- 저널 영향력 심층적 분석 가능

2023년 릴리즈 된 JCR 2022에서는 AHCI 및 ESCI를 포함한 Web of Science Core Collection의 모든 저널에 Journal Impact Factor (JIF) 부여



3,000여 출판사에서 발행된
9,000 여 종의 저널에 올해
처음으로 JIF 부여



Global South¹ 에서 출간된 5%
이상의 저널에 JIF 부여




JIF 부여된 Gold OA 저널 8%
증가

¹According to the United Nations definition: http://www.fc-ssc.org/en/partnership_program/south_south_countries

Journal Impact Factor 소수점 자리 수 표시 변경에 따라 JIF 동순위 증가

JIF 가 소수점 아래 3자리수 표시 [2023년 이전]

- JIF 동순위 저널 없음
- **카테고리 내 총 저널 수 = JIF 랭킹수**
예) 100종의 저널에 100개의 순위 할당
- JIF Quartile가 JIF 순위에 따라 균등하게 나뉘짐. (사분위 크기 동일)
- **JIF Quartile이 저널의 수에 따라 균등함.**



참고) 막대 높이: 각 JIF Quartile 저널 수

JIF 가 소수점 아래 1자리 수 표시 [23년 6월]

- JIF 동순위 저널 있음.
예) 여러 저널이 같은 JIF를 갖는 경우
- **카테고리 내 총 저널 수 ≠ JIF 랭킹수**
예) 동일 JIF 발생으로 인해 100종의 저널에 90개의 순위 할당될 수 있음
- JIF Quartile이 JIF 순위에 따라 크기 조정
- **JIF Quartile 범위는 저널 수와 관계 없음.**